


PROPORTIONALITY OF STOP & SEARCH USE IN SUFFOLK - BME

Date Range 01/07/2017 to 30/06/2018

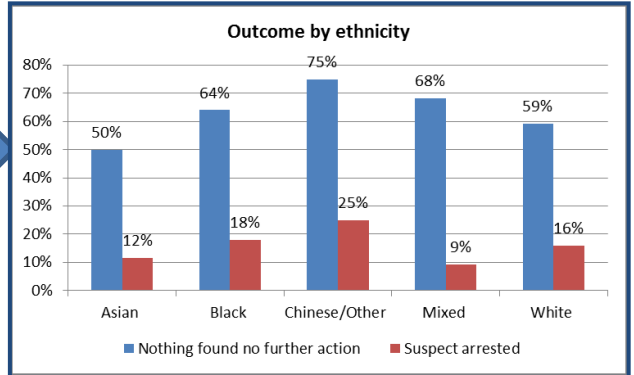
Unless stated all numbers exclude subjects with addresses outside Suffolk

Under 18 refers to those aged 10 to 17



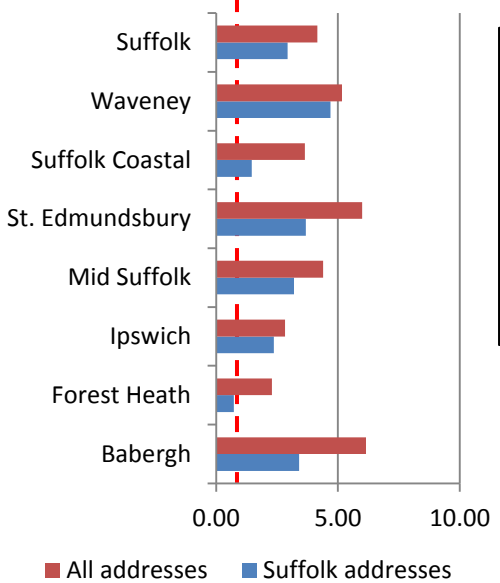
Disproportionality by ethnicity for Suffolk

Asian	Black	Mixed	Chinese/Other
1.82	9.86	4.31	1.07



The percentages in the graph above are the percentages of each ethnicity total rather than a percentage of all stops in Suffolk and so a small number of stops will show a high percentage. For example Chinese/Other.

Disproportionality by District



- - - Stop & Search parity

Disproportionality amongst under 18s.....

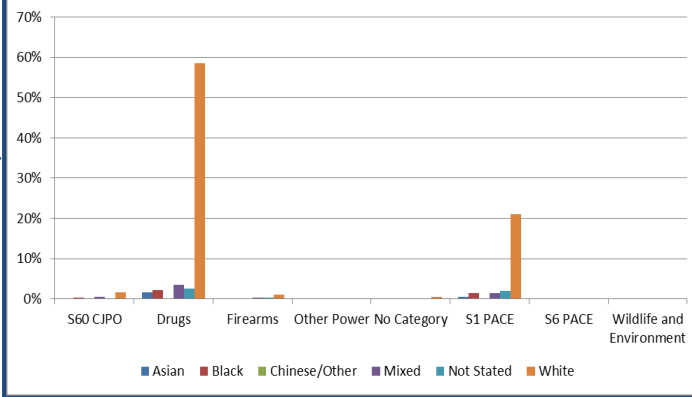
- Amongst Suffolk under 18 population BME = **7%**
- Of all U18s subject to stop search BME = **15.05%**
- Looking at under 18 population, BME subjects **2.4** times more likely to be stop searched than white peers (Suffolk only)

Overall BME/White outcomes are shown in the table below.

	White count	White percentage	BME count	BME percentage
Suspect arrested	157	16%	19	13%
No further action	583	59%	93	64%

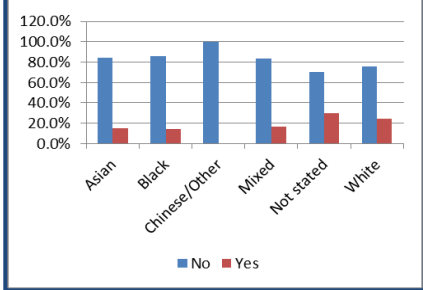
- Excluding subjects with addresses outside Suffolk, the local BME community is just under 3 times more likely to be subject of stop/search than white counterparts, increasing to just over 4 times when including all subjects.
- Highest disproportionality seen in Waveney for Suffolk only addresses and Babergh for all addresses.

Items searched for by reason for search



The most prevalent reason for search is Drugs (S23 Misuse of Drugs Act).

Items searched for found by ethnicity totals



Across all ethnicities the items searched for were not found in the majority of cases.

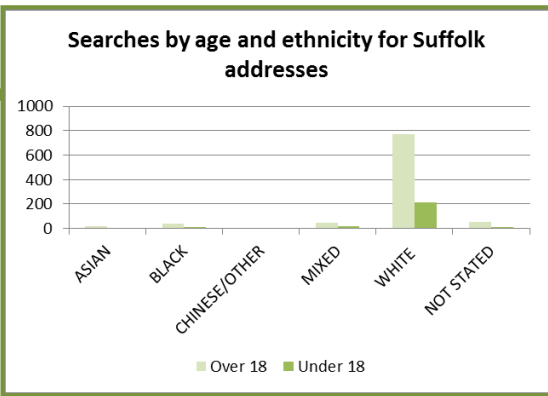
PROPORTIONALITY OF STOP & SEARCH USE IN SUFFOLK - AGE

Date Range 01/07/2017 to 30/06/2018

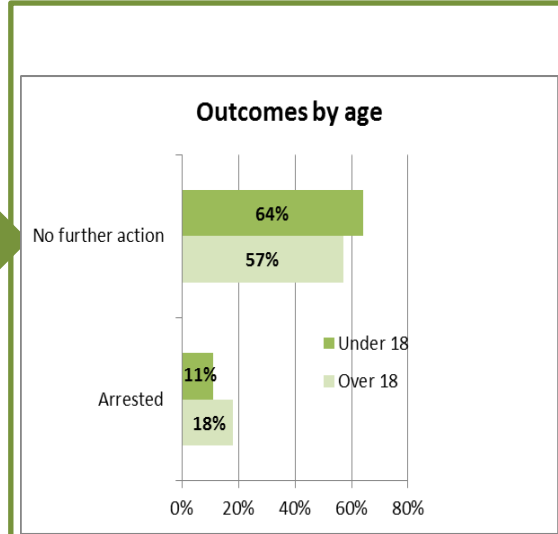
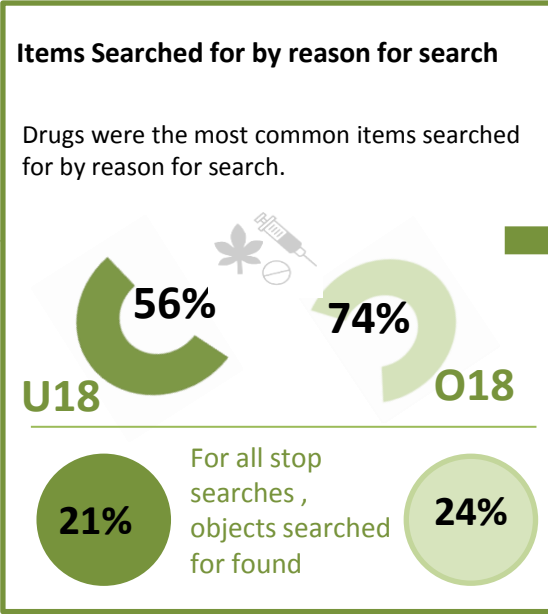
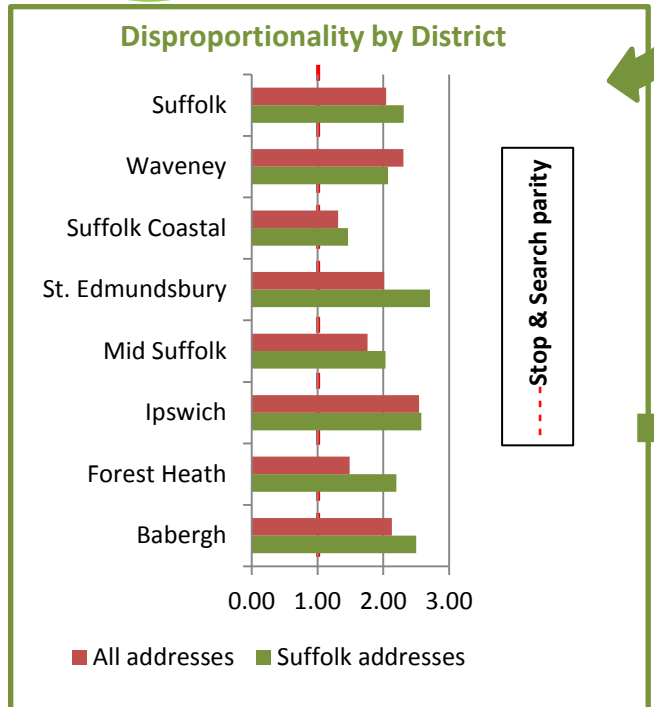
Unless stated all numbers exclude subjects with addresses outside Suffolk
Under 18 refers to those aged 10 to 17

Suffolk Under 18 population just under **10%** (2011 census)

Under 18s accounted for **18.3%** of stop searches



District	White Under 18 disproportionality
Babergh	2.76
Forest Heath	2.1
Ipswich	2.49
Mid Suffolk	2.17
St. Edmundsbury	3.03
Suffolk Coastal	1.45
Waveney	2.02
All Suffolk	2.34



- The Suffolk U18 community is **2.3** times more likely to be subject of stop/search than over 18 counterparts, decreasing to **2.04** times when including all subjects indicating that the majority of external subjects are aged over 18
- Highest disproportionality seen in St Edmundsbury for Suffolk only addresses and in Ipswich for all addresses.

Under 18 disproportionality amongst BME.....

- Looking at Suffolk's BME communities, under 18s are more likely to be subject of stop and search than over 18s at a rate of **1.7**.

- Following stop search under 18s are subject to NFA more often than over 18s
- Under 18s are subject to arrest less than over 18s