

# PROPORTIONALITY OF STOP & SEARCH USE IN SUFFOLK - BME

Date Range 01/07/2016 to 30/06/2017

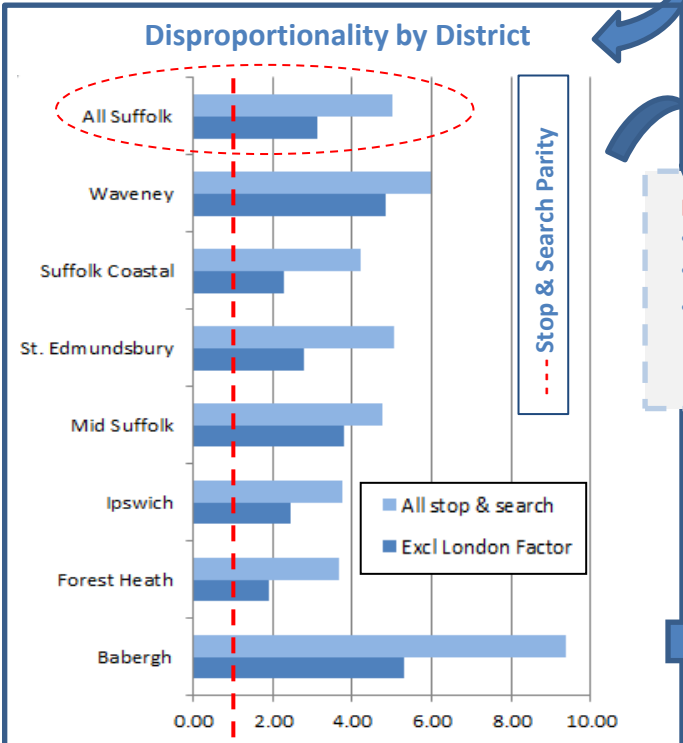
Unless stated all numbers exclude 'London Factor' – subjects with London addresses and County Lines operations  
Under 18 refers to those aged 10 to 17



### BME Stop Searches Actioned by Team as % of all Stop Searches

Actioning Team	BME Count	BME %
Ipswich Central SNT	9	31
South Scorpion	13	26
Other	21	24
South West Response	13	23
Ipswich Response	22	20
Bury St Edmunds Respon	18	15
South East Response	11	13

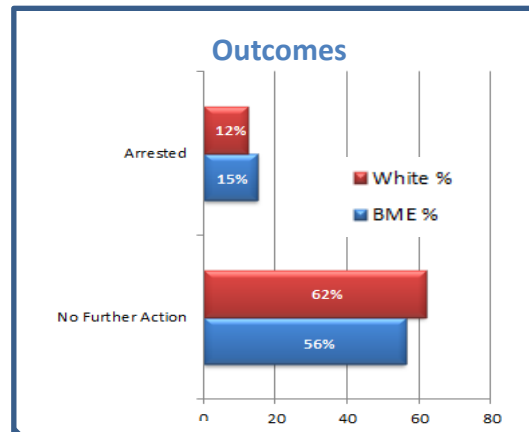
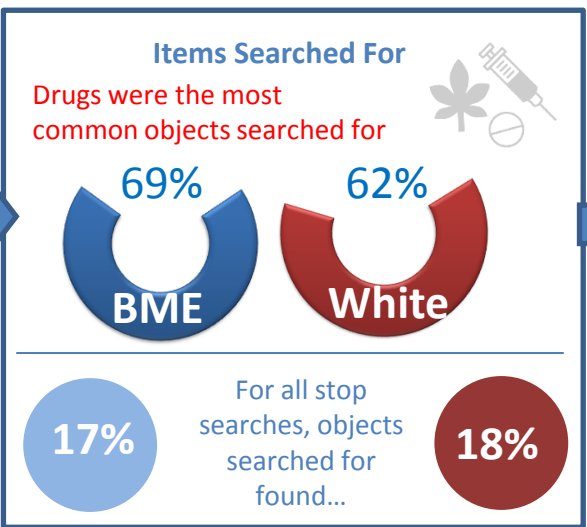
- Disproportionality not able to be calculated at team level due to limitations with census data and policing boundaries.
- C3 database does not show team, so team worked out based on post title of officer, and SNT area of stop search.
- Teams omitted from list where count of BME stop searches numbers less than 5.
- 'Other' includes various other units including CID, MIT, Dogs, RPF0U, or where it is unclear what unit officer is deployed to.



- Excluding 'London Factor' Suffolk BME community just over **3** times more likely to be subject of stop/search than white counterparts, increasing to 5 times when including the 'London Factor'
- Highest disproportionality seen in Babergh

### Disproportionality amongst under 18s.....

- Amongst Suffolk under 18 population BME = 7%
- Of all U18s subject to stop search BME = 11%
- Looking at under 18 population, BME subjects **1.7** times more likely to be stop searched than white peers (excl 'London Factor')

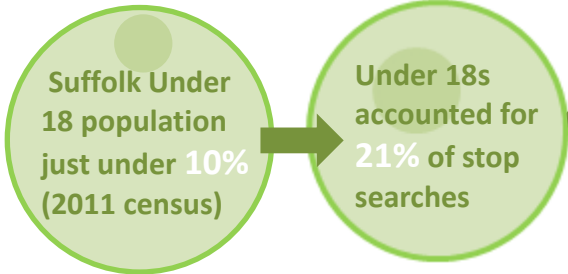


- Following stop search Suffolk's White population are subject to NFA more often than BME population
  - BME population are slightly more often subject to arrest following stop search
- NFA's as actioned by.....
- Lowestoft Response: BME = 71% White = 55%
- BSE Response: BME = 67% White 56%

# PROPORTIONALITY OF STOP & SEARCH USE IN SUFFOLK - AGE

Date Range 01/07/2016 to 30/06/2017

Unless stated all numbers exclude 'London Factor' – subjects with London addresses and County Lines operations  
 Under 18 refers to those aged 10 to 17



### Under 18 Stop Searches Actioned by Team as % of all Stop Searches

Actioning Team	U18 Count	U18 %
Lowestoft SNT	13	62
Stowmarket Response	35	41
Haleswoth Response	10	31
Haverhill Response	21	30

- Disproportionality not able to be calculated at team level due to limitations with census data and policing boundaries.
- C3 database does not show team, so team worked out based on post title of officer, and SNT area of stop search.
- Teams omitted from list where count of under 18 stop searches numbers less than 5

### Disproportionality by District

District	All stop & search (Ratio)	Excl London Factor (Ratio)
All Suffolk	~1.8	~1.5
Waveney	~2.5	~2.0
Suffolk Coastal	~1.5	~1.2
St. Edmundsbury	~1.5	~1.2
Mid Suffolk	~4.5	~3.5
Ipswich	~1.8	~1.5
Forest Heath	~1.8	~1.5
Babergh	~1.8	~1.5

- Excluding 'London Factor' Suffolk Under 18s just over **twice** as likely to be subject of stop/search than over 18s, decreasing slightly when including the 'London Factor', indicating that the majority of 'London Factor' subjects are aged over 18.
- Highest disproportionality seen in Mid Suffolk

### Items Searched For

Drugs were the most common objects searched for

53% U18, 67% O18, 17% U18, 19% O18

For all stop searches, objects searched for found...

### Outcomes

Outcome	O18 %	U18 %
Arrested	16%	7%
NFA	58%	66%

- Following stop search under 18s are subject to NFA more often than over 18s
- Under 18s are subject to arrest less than over 18s

**Under 18 disproportionality amongst BME.....**

- Looking at Suffolk's BME communities, under 18s are only slightly more likely to be subject of stop and search than over 18s at a rate of 1.1