

# PROPORTIONALITY OF STOP & SEARCH USE IN SUFFOLK - BME

Date Range 01/01/2017 to 31/12/2017

Unless stated all numbers exclude subjects with addresses outside Suffolk  
Under 18 refers to those aged 10 to 17

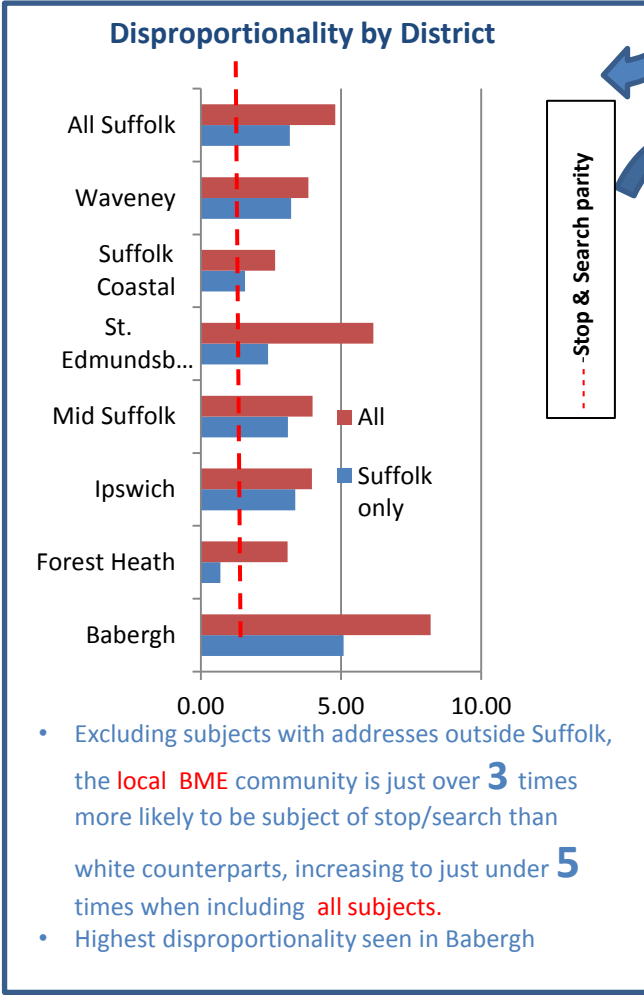
Suffolk BME population just under **5%** (2011 census)

Of all those subject to stop & search, BME accounted for **18%**

### BME Stop Searches Actioned by Team as % of all Stop Searches

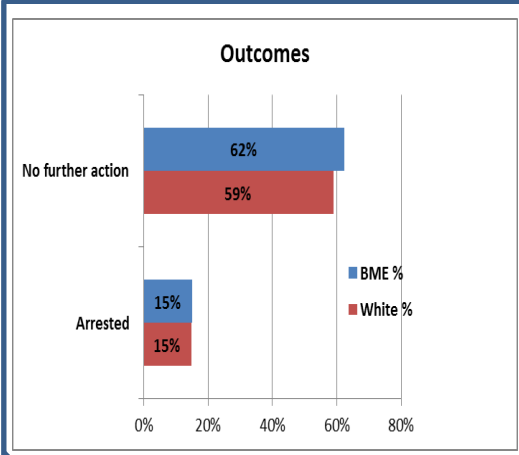
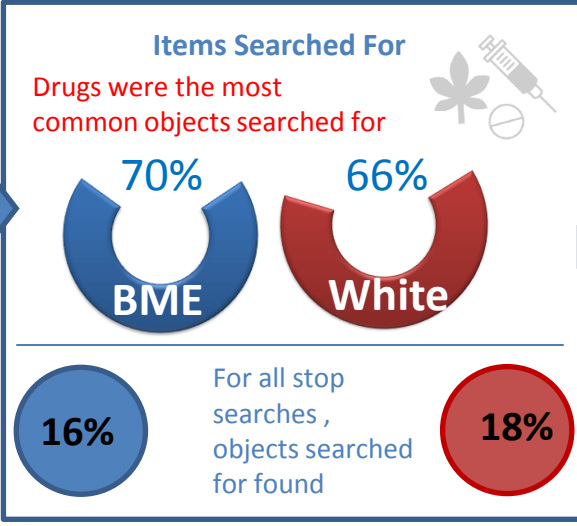
Actioning Team	BME Count	BME %
Ipswich Response	26	16.35%
Ipswich Scorpion	19	11.95%
PHQ Response	12	7.55%
BSE Response	9	5.66%
BSE Scorpion	8	5.03%
Ipswich SNT	8	5.03%

- Disproportionality not able to be calculated at team level due to limitations with census data and policing boundaries.
- C3 database does not show team, so team worked out based on post title of officer, and station of officer actioning the stop search.



### Disproportionality amongst under 18s.....

- Amongst Suffolk under 18 population BME = **8%**
- Of all U18s subject to stop search BME = **11.6%**
- Looking at under 18 population, BME subjects **1.8** times more likely to be stop searched than white peers (Suffolk only)

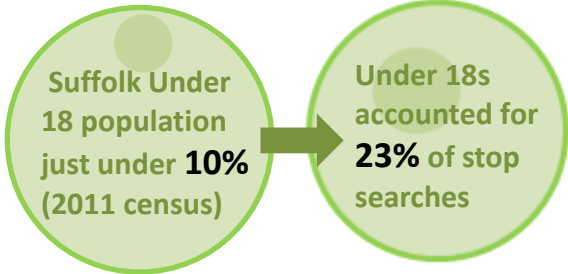


- Following stop search Suffolk's BME population are subject to NFA slightly more often than the White population
- The BME and White populations are equally likely to be arrested following stop search

# PROPORTIONALITY OF STOP & SEARCH USE IN SUFFOLK - AGE

Date Range 01/01/2017 to 31/12/2017

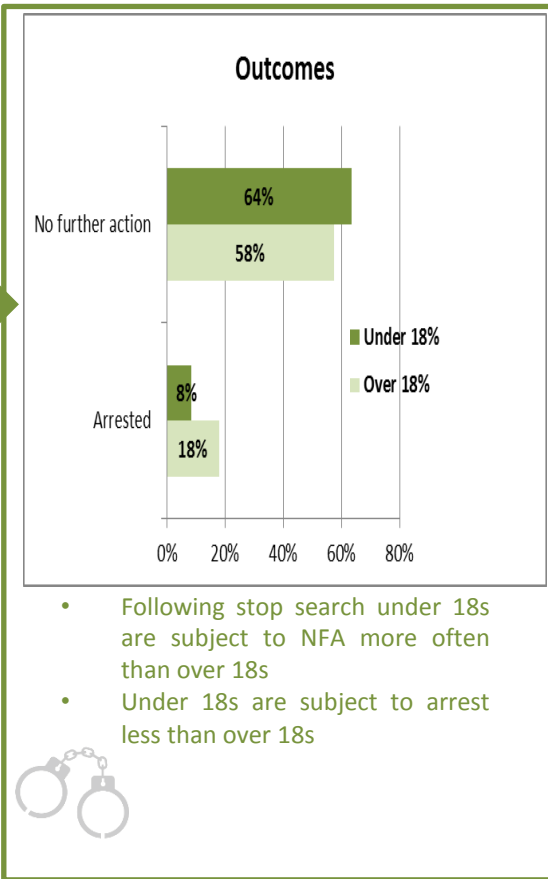
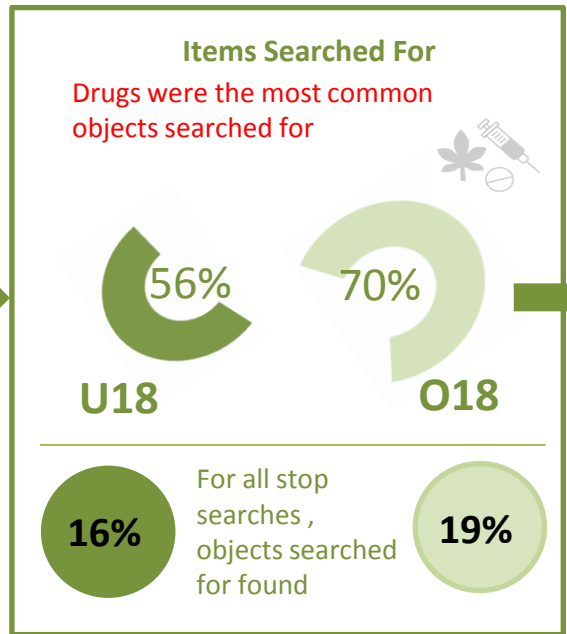
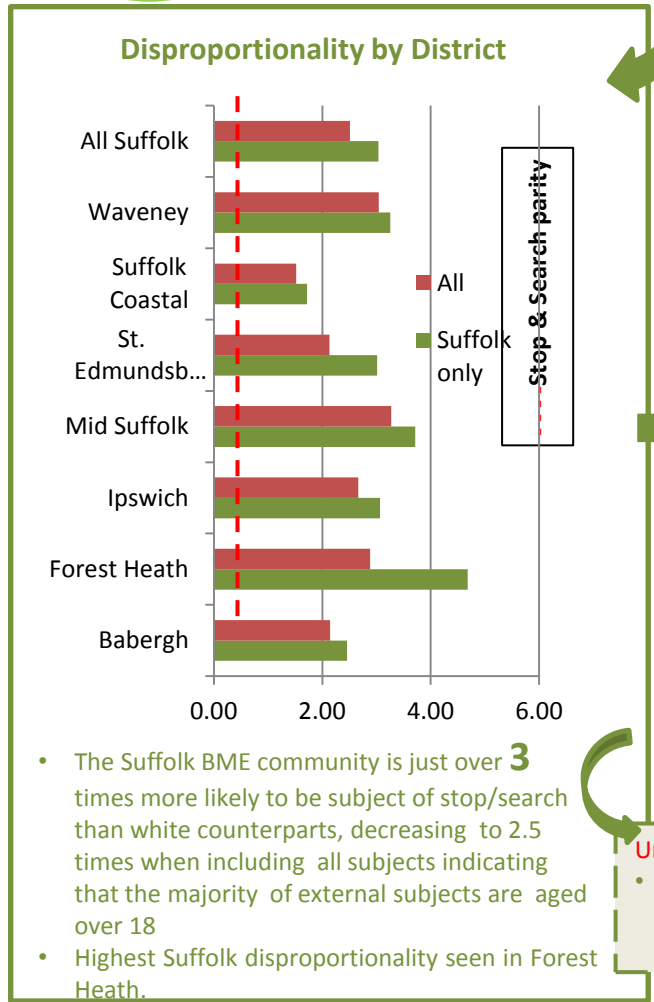
*Unless stated all numbers exclude subjects with addresses outside Suffolk  
Under 18 refers to those aged 10 to 17*



### Under 18 Stop Searches Actioned by Team as % of all Stop Searches

Actioning Team	U18 Count	Under 18%
Ipswich Response	39	12.26%
Stowmarket Response	25	7.86%
Lowestoft Response	24	7.55%
BSE Response	21	6.60%
Haverhill Response	16	5.03%

- Disproportionality not able to be calculated at team level due to limitations with census data and policing boundaries.
- C3 database does not show team, so team worked out based on post title of officer, and station of officer actioning the stop search.



**Under 18 disproportionality amongst BME.....**

- Looking at Suffolk's BME communities, under 18s are twice as likely to be subject of stop and search than over 18s at a rate of **2.0**

