

PROPORTIONALITY OF STOP & SEARCH USE IN SUFFOLK - BME

Date Range 01/04/2018 to 31/03/2019

Unless stated all numbers exclude subjects with addresses outside Suffolk

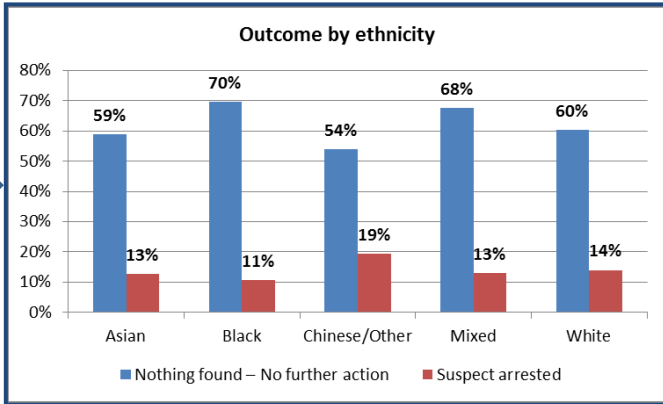
Under 18 refers to those aged 10 to 17. A total of 1971 stop searches were recorded during the reporting period.

Suffolk BME population just under **5%** (2011 census)

Of all those subject to stop & search, BME accounted for **315 (16%)**

Disproportionality by ethnicity for Suffolk.

	Asian	Black	Mixed	Chinese/Other
All addresses	2.18	8.64	4.02	3.68
Suffolk addresses	2.15	4.95	3.74	3.37



The percentages in the graph above are the percentages of each ethnicity total rather than a percentage of all stops in Suffolk and so a small number of stops will show a high percentage.

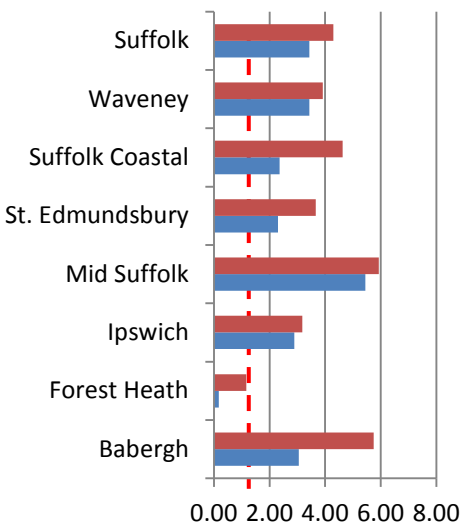
Overall BME/White outcomes are shown in the table below.

	White count	White percentage	BME count	BME percentage
Suspect arrested	160	14%	26	13%
No further action	690	60%	128	65%

Disproportionality amongst under 18s.....

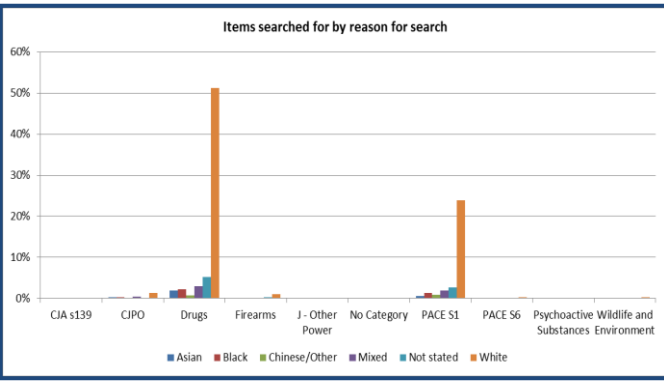
- Amongst Suffolk under 18 population BME = **7%**
- Of all U18s subject to stop search BME = **14%**
- Looking at under 18 population, BME subjects **2.7** times more likely to be stop searched than white peers (Suffolk only)

Disproportionality by District

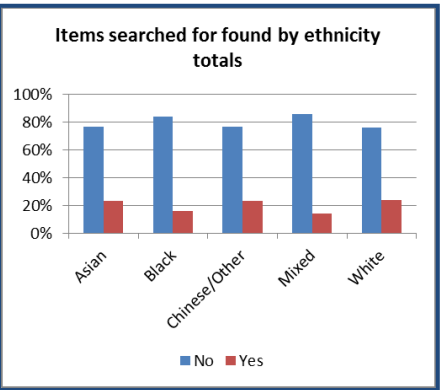


- Stop & Search parity

- Excluding subjects with addresses outside Suffolk, the local BME community is just over **3** times more likely to be subject of stop/search than white counterparts, increasing to just over **4** times when including **all** subjects.
- Highest disproportionality seen in Mid Suffolk for Suffolk only addresses in Babergh for all addresses.
- Searches in Forest Heath were not disproportionate (Suffolk addresses only).



The most prevalent reason for search is Drugs (S23 Misuse of Drugs Act).



Across all ethnicities the items searched for were not found in the majority of cases.

PROPORTIONALITY OF STOP & SEARCH USE IN SUFFOLK - AGE

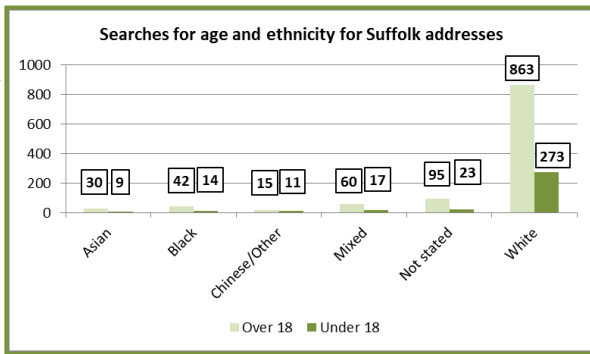
Date Range 01/04/2018 to 31/03/2019

Unless stated all numbers exclude subjects with addresses outside Suffolk

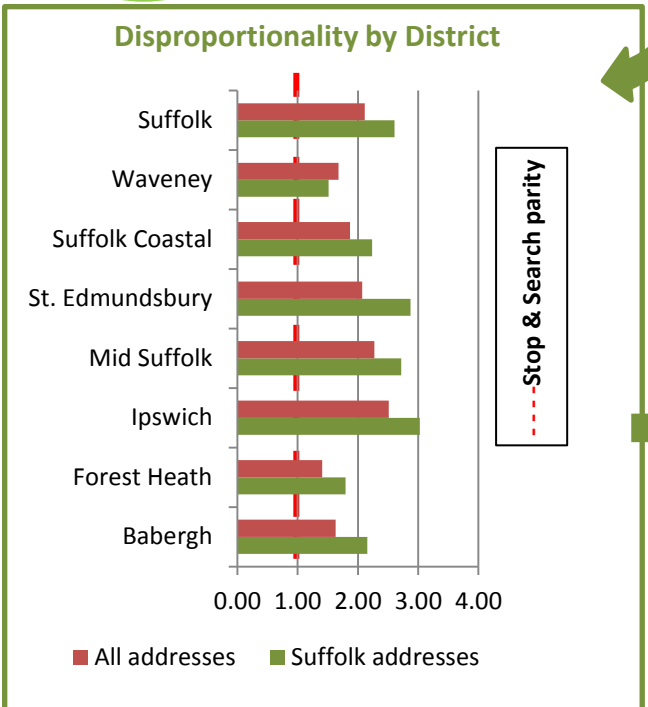
Under 18 refers to those aged 10 to 17. A total of 1971 stop searches were recorded during the reporting period.

Suffolk Under 18 population just under **10%** (2011 census)

Under 18s accounted for **391 (20%)** of stop searches



District	White Under 18 disproportionality
Babergh	2.4
Forest Heath	2.0
Ipswich	3.2
Mid Suffolk	3.0
St. Edmundsbury	3.3
Suffolk Coastal	2.2
Waveney	1.5
All Suffolk	2.7



Items Searched for by reason for search

PACE S1 was the most common reason for search for the U18 age group.

Drugs were the most common items searched for by reason for search for Over 18s

48%

U18

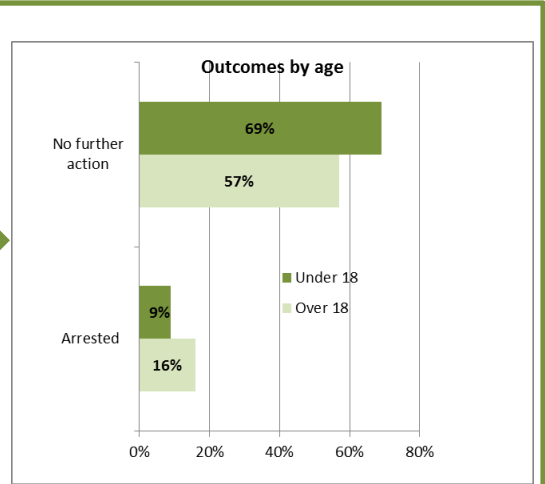
70%

O18

18%

For all stop searches, objects searched for found

25%



- The Suffolk U18 community is **2.6** times more likely to be subject of stop/search than over 18 counterparts, decreasing to **2.1** times when including all subjects indicating that the majority of external subjects are aged over 18
- Highest disproportionality seen in Ipswich for Suffolk only addresses as well as for all addresses.

Under 18 disproportionality amongst BME.....

- Looking at Suffolk's BME communities, under 18s are more likely to be subject of stop and search than over 18s at a rate of **1.7**.

- Following stop search under 18s are subject to NFA more often than over 18s
- Under 18s are subject to arrest less than over 18s

