



THE POLICE AND CRIME COMMISSIONER FOR SUFFOLK

GROUP AND PCC STATEMENT OF ACCOUNTS

for the year ended

31 March 2023

DRAFT

Contents

	Page
Independent Auditor's Report to the PCC for Suffolk	i
Statement of Responsibilities for the Statement of Accounts	1
Narrative Report	2
Financial Statements:	
Comprehensive Income and Expenditure Statement (CIES)	14
Balance Sheet	16
Movement in Reserves Statement (MiRS)	17
Cash Flow Statement	21
Expenditure and Funding Analysis	22
Notes to the Financial Statements	24
Police Pension Fund Accounting Statements	82
Glossary of Terms	83

INDEPENDENT AUDITOR'S REPORT TO THE POLICE AND CRIME COMMISSIONER FOR SUFFOLK

Left blank

Left blank

Left blank

Statement of Responsibilities for the Statement of Accounts

The Police and Crime Commissioner for Suffolk (PCC for Suffolk) Responsibilities

The PCC for Suffolk must:

- Arrange for the proper administration of the PCC for Suffolk's financial affairs and ensure that one of its officers has the responsibility for the administration of those affairs. That officer is the Chief Finance Officer (CFO PCC).
- Manage its affairs to ensure economic, efficient and effective use of resources and safeguard its assets.
- Approve the Statement of Accounts.
- Ensure that there is an adequate Annual Governance Statement.

Approval of Statement of Accounts

I approve the following Statement of Accounts

Tim Passmore

.....2023

Police and Crime Commissioner for Suffolk

The Chief Finance Officer of the PCC for Suffolk Responsibilities

The CFO PCC is responsible for preparing the Statement of Accounts for the PCC for Suffolk in accordance with proper practices as set out in the CIPFA/LASAAC Code of Practice on Local Authority Accounting in the United Kingdom based on International Financial Reporting Standards ("the Code").

In preparing this statement of accounts, the CFO PCC has:

- Selected suitable accounting policies and then applied them consistently;
- Made judgements and estimates that were reasonable and prudent;
- Complied with the Code and its application to local authority accounting.

The CFO PCC has also:

- Kept proper accounting records which were up to date;
- Taken reasonable steps for the prevention and detection of fraud and other irregularities.

Certified by Chief Finance Officer of the PCC for Suffolk

I certify that this statement of accounts has been prepared in accordance with proper accounting practice and presents a true and fair view of the financial position of the PCC at 31 March 2023, and its income and expenditure for the year to that date.

Colette Batson

.....2023

Chief Finance Officer

NARRATIVE REPORT

This narrative report provides the following information about the Office of the Police and Crime Commissioner for Suffolk (OPCC) and the Suffolk PCC Group.

1. Policing context
2. Governance
3. Risks
4. Non-financial performance 2022/23
5. Financial performance 2022/23
6. Outlook
7. Basis of preparation

1. Policing Context

The Office of the Police and Crime Commissioner for Suffolk

Under the Police Reform and Social Responsibility Act 2011 (the Act) the Police and Crime Commissioner for Suffolk (PCC) and the Chief Constable of Suffolk Constabulary were established as separate legal entities. Corporate governance arrangements for the PCC and the Chief Constable have been reviewed and a commentary on their effectiveness is provided in their Annual Governance Statements which are published alongside these Statements of Accounts.

The responsibilities of the PCC, determined by the Act, include:

- **Publishing** a Police and Crime Plan;
- **Holding** the Chief Constable to account for the running of the Constabulary;
- **Agreeing** the Constabulary budget for the year and the level of the precept;

- **Working** with partner organisations and building on collaboration arrangements with other organisations; and
- **Publishing** an annual report setting out progress against the strategic priorities published in the Police and Crime Plan.

For accounting purposes, the PCC for Suffolk is the parent entity of the Chief Constable of Suffolk and together they form the Suffolk PCC Group.

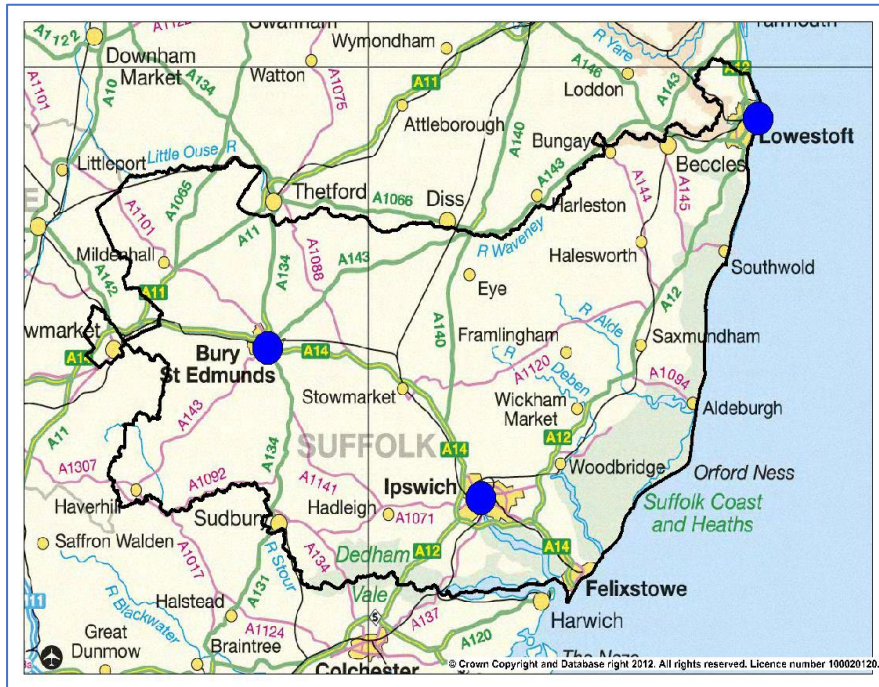
Tim Passmore was elected in 2012 as the PCC for Suffolk and was re-elected in May 2016. PCC elections scheduled for May 2020 were postponed by 12 months due to the Covid-19 pandemic. Mr. Passmore was re-elected as PCC for Suffolk in May 2021 and will serve a 3-year term to May 2024.

The PCC is supported and challenged by the Police and Crime Panel, which scrutinises the actions and decisions of the PCC. Formal public meetings between the PCC and the Chief Constable are held every two months. An independent Audit Committee has also been established in accordance with recommendations from the Home Office and the Chartered Institute of Public Finance and Accountancy (CIPFA).

The County of Suffolk

Suffolk is a rural county in eastern England with a land area of 1,466 square miles. Located 60 miles north east of London, it is bordered by Norfolk to the north, Cambridgeshire to the west and Essex to the south. With 50 miles of coastline the North Sea marks the eastern border of the county (see [Figure 1](#)).

Figure 1 – Map of the County of Suffolk



Note: Principal police stations are marked in blue

Ipswich is the largest town and is the major economic, social, and cultural hub of the county. Lowestoft, Bury St Edmunds, Newmarket, and Felixstowe also present specific policing needs related to the nature of their industries; such as tourism in Lowestoft, horse racing in Newmarket and Britain’s biggest and busiest seaport in Felixstowe.

Suffolk Constabulary polices an estimated population of 775,671 residents which has grown by approximately 4.5% between the 2011 and 2021 censuses. The population is expected to rise over the next five years to almost 790,000 in 2028, with an increasing ageing population. In 2023

persons aged 65 years and older were estimated to account for 24.8% of the population, compared to a projection of 31% for 2043. The proportion of minority ethnic communities in Suffolk has also risen, from 3% in 2001 to nearly 7% in 2021, with the greatest proportion in Ipswich (sources: Office for National Statistics and Suffolk Observatory population estimates). The Constabulary continues to respond to the changing nature of Suffolk’s population by ensuring policies take account of equality and diversity.

Suffolk contains several sites of policing significance including: the Port of Felixstowe, British Telecom Research and Development facility, two US Air Force Bases and Sizewell B nuclear power station. Construction of a new nuclear power station at Sizewell C will bring additional policing demands, for which plans have been developed. In 2021 a freeport area was approved for Felixstowe port, which will generate future business opportunities.

Tourism plays a key role in Suffolk’s economy and is estimated to be worth over £2 billion and provides over 40,000 jobs. In 2023, tourism is likely to continue to pick up from lower pandemic levels and may still be influenced by higher numbers of domestic tourists who choose not to travel abroad.

Collaboration and partnership working

The Police Reform and Social Responsibility Act 2011 places duties on chief officers and policing bodies to keep collaboration activities under review and to collaborate where it is in the interests of the efficiency and effectiveness of their own and other police force areas.

Suffolk Constabulary’s primary partner for collaboration is Norfolk Constabulary. A joint strategy exists which outlines the collaborative vision for Suffolk and Norfolk and provides a strategic framework within which collaborative opportunities are progressed.

The two police forces have an extensive collaboration, with the programme of collaborative work delivering a number of joint units and departments in

areas such as major investigation, protective services, custody, and back-office support functions.

Areas of collaboration outside of Suffolk/Norfolk include the Eastern Region Special Operations Unit (ERSOU), a specialist unit with a remit for tackling serious and organised crime in the Eastern Region. ERSOU comprises resources from Bedfordshire, Cambridgeshire, Essex, Hertfordshire, Kent, Norfolk, and Suffolk forces.

The same seven forces and their OPCCs form the Eastern Region Innovation Network (ERIN), which shares and replicates best practice and innovation across the eastern region and nationally with a seven-force commercial services function established in January 2020.

Suffolk is also part of a ten-force consortium for insurance known as the South East and Eastern Regional Police Insurance Consortium (SEERPIC).

Partnerships

The PCC and Constabulary engage in many partnership arrangements at a number of levels from strategic boards, such as the Health and Wellbeing Board, to operational working groups. These are aimed at ensuring the PCC and Constabulary fulfil their statutory responsibilities for partnership working, as well as ensuring they continue to be effective and efficient by working together with partners and key stakeholders in providing continued high-quality service delivery.

Commissioning

The PCC can commission services that:

- Secure, or contribute to securing, crime and disorder reduction in Suffolk;
- Help victims, witnesses or other persons affected by offences and anti-social behaviour.

This is in accordance with the provisions in the Anti-Social Behaviour, Crime and Policing Act 2014. The PCC ensures that the services commissioned are also consistent with the Police and Crime Plan 2022-2025.

Two primary grant funding streams have been utilised in Suffolk. The first is in relation to local commissioning of victims' support services awarded by the Ministry of Justice. A core grant of £878k per annum has been agreed for three years, commencing in 22/23, and is used for commissioning victims' services. The Ministry of Justice awarded a one-off grant 'uplift' of £76k for this grant in 22/23. A separate grant agreement is held with the Ministry of Justice which is used to commission victims' support services in relation to domestic abuse and sexual violence. This grant agreement is also for three years and is £655k for 22/23. Any underspends are returned to the Ministry of Justice

The second grant funding stream, the Crime and Disorder Reduction Grant Fund, was established by the PCC in 2013 for the purpose of commissioning services in accordance with the statutory power outlined above. The PCC allocates part of this fund to the 'PCC Fund' administered by the Suffolk Community Foundation.

The PCC has also been successful in securing a grant of £246k from the Home Office for continuing the delivery of Domestic Abuse (DA) perpetrator programmes until 31 March 2023. This grant funding has been disbursed in line with the grant agreement. A total of £242k of the grant was claimed for delivery within the year. The Home Office have also provided funding for specified authorities for delivery of the Serious Violence Duty. The PCC is responsible for allocating this grant funding, following agreement by the Serious Violence Duty Partnership, and £11k was eligible to claim in 22/23.

All grants awarded include success criteria, for example intended outcomes and milestones, together with risks. The delivery of clear and measurable outcomes against Police and Crime Plan objectives is described for all

initiatives where funding is sought. Grant decisions are published on the PCC website. All grant recipients report on the outcomes and progress of projects. Conditions of award specify that recipients may also be required to report to public accountability meetings, for example the bi-monthly Accountability and Performance Panel.

The performance of service providers has been regularly reviewed and monitored against proposed outputs and outcomes. Where appropriate, services are assessed using the perceptions of victims of crime in terms of their satisfaction with the services and the extent to which they have been supported to cope and recover. Value for money and efficiency also features in the commissioning and evaluation of services.

2. Governance

The International Accounting Standards Board Framework states that assets, liabilities and reserves should be recognised when it is probable that any future economic benefits associated with the item will flow to or from the entity. When the OPCC was established, the PCC took responsibility for the finances of the Group and controls the assets, liabilities and reserves that were transferred from the former Police Authority. With the exception of the liabilities for employment and post-employment benefits, this position has not changed and these balances are shown on the PCC's balance sheet.

The Scheme of Governance and Consent sets out the roles and responsibilities of the PCC and Chief Constable and includes the Financial Regulations and Contract Standing Orders. All contracts and bank accounts are in the name of the PCC. No consent has been granted to the Chief Constable to open bank accounts or hold cash or associated working capital assets or liabilities. This means that all cash, assets, and liabilities in relation to working capital are the responsibility of the PCC, with all the control and

risk also residing with the PCC. To this end, all working capital is shown in the PCC accounts and consolidated in the Group financial statements.

The PCC receives all income and makes all payments from the Police Fund for the Group and has responsibility for entering into contracts and establishing the contractual framework under which the Chief Constable's police officers and police staff operate. The PCC does not permit the carry forward of balances or for the Chief Constable to hold cash-backed reserves.

The Chief Constable has a statutory responsibility for delivering an efficient and effective police force within an annual budget, which is determined by the PCC. The Chief Constable has a statutory responsibility for maintaining the King's peace and to do this has direction and control over the Constabulary's police officers, police community support officers and police staff. In exercising day-to-day direction and control the Chief Constable will undertake activities, incur expenditure, and generate income to allow the Constabulary to operate effectively. A distinction is made between the financial impact of this day-to-day direction and control of the Constabulary and the overarching strategic control exercised by the PCC.

The expenditure and income associated with day-to-day direction and control and the PCC's funding to support the Chief Constable is shown in the Chief Constable's accounts, with the main sources of funding from central government grants and the council tax and the majority of balances being shown in the PCC's accounts.

The Chief Constable's Comprehensive Income and Expenditure Statement recognises transactions in respect of police officer and police staff costs and associated operational incomes. The Chief Constable's balance sheet shows employment and post-employment benefits in accordance with International Accounting Standard (IAS) 19 *Employee Benefits*.

3. Risks

The PCC and the Chief Constable maintain strategic risk registers which are regularly reviewed. Risk management policies and procedures are in place to ensure that the risks facing the PCC and Chief Constable in achieving objectives are identified, evaluated, and reported.

A Joint Suffolk and Norfolk Constabularies risk management policy includes details of the risk management framework for Suffolk Constabulary. The policy supports a risk management approach for ensuring that strategic objectives are achieved and shows how risk is dealt with by mitigation and / or escalation to the appropriate level within the Constabulary.

All legal requirements for insurance were met and insurance policies were reviewed as necessary as part of the SEERPIC insurance consortium arrangements.

4. Non-Financial Performance 2022/23

Non-financial performance

As in most police forces in England and Wales, crime reported to and recorded by Suffolk Constabulary has been affected by the Covid-19 pandemic and the resulting measures that were put in place across 2020 and 2021. In the 12 months to the end of March 2023 there were 52,086 recorded crimes, 1.4% higher than the long-term average of 51,364.

The Constabulary prioritises services to vulnerable and at-risk victims, and perpetrators who cause the highest harm. It continues robust operational responses to the threat of 'county lines' organised crime groups, modern slavery, and sexual crimes against adults and children. Collaborations with Norfolk Constabulary, ERSOU, ERIN and other Suffolk agencies and voluntary organisations, and investments in modern technologies such as

automated number plate recognition, mobile computing devices and body worn video cameras are critical parts of these responses.

The Constabulary continues to prioritise community issues through investment in its safer neighbourhood teams and Contact and Control Room change programme. The Suffolk 2025 project continues to develop evidence-based initiatives to reduce demand and improve efficiency, enabling officers to spend more time engaging with communities and responding to local needs.

The Police and Crime Plan 2022-2025 lists the following as priorities for tackling crime in Suffolk:

Objective 1	An efficient and effective police force for Suffolk.
Objective 2	Provide services which support victims of crime and invest in initiatives which reduce crime and disorder.
Objective 3	Engage with communities to understand their views about policing and crime and keep them updated about the work of the PCC and the Constabulary
Objective 4	Work in partnership to improve criminal justice outcomes and enhance community safety.

Table 1 shows the year-end position for selected Police and Crime Plan indicators and compares them with previous years' performance.

Table 1: Performance against Police and Crime Plan indicators

Area	Indicator	2019/20	2020/21	2021/22	2022/23
Domestic Abuse	Number of crimes	8,923	9,358	9,325	9,156
	Solved rate	14%	11%	12%	12%
Serious Sexual Offences	Number of crimes	2,088	1,749	2,262	2,285
	Solved rate	5%	6%	5%	6%
Child Sexual Abuse	Number of crimes	1,125	1,196	1,296	1,308
	Solved rate	9%	10%	9%	11%
Business Crime	Number of crimes	6,990	4,711	5,399	6,274
	Solved rate	27%	24%	22%	24%
Hate Crime	Number of crimes	906	994	1,092	995
	Solved rate	16%	18%	13%	14%
Online Crime	Number of crimes	1,492	2,013	2,152	2,444
	Solved rate	11%	10%	11%	10%
Neighbourhood Crime	Number of crimes	9,658	11,204	8,194	8,137
	Solved rate	11%	11%	10%	10%
Violence with Injury	Number of crimes	4,874	5,929	5,763	6,431
	Solved rate	21%	19%	14%	15%
Call Handling	999 calls answered in 10 seconds ¹	91%	92%	85%	77%
Emergency Response	Emergencies responded to in target time	91%	92%	88%	88%
Road Safety	Number killed or seriously injured	305	228	273	254

Demands on the Constabulary have changed in nature in recent years. There are increasing volumes of complex demand, especially in terms of safeguarding and online crime which sees continued growth in volume of offences.

Performance regarding call handling has decreased in the 12 months to the end of March 2023 and this is likely linked to the continuing increase in call volumes. The increase in 999 call volumes is being seen nationally and is being addressed locally in Suffolk through targeted multi-year precept investment that has seen growth in the switchboard function and continued growth in the number of call handlers being recruited. Future phases will also focus on digital desk capabilities, to ensure service standards are maintained however the public contact the Constabulary.

The Constabulary continues to robustly enforce against road users that speed, fail to wear seatbelts, use mobile phones whilst driving, and drive under the influence of drink and drugs. Often referred to as the 'fatal four', these offences impact upon the number of people killed and seriously injured in road traffic collisions.

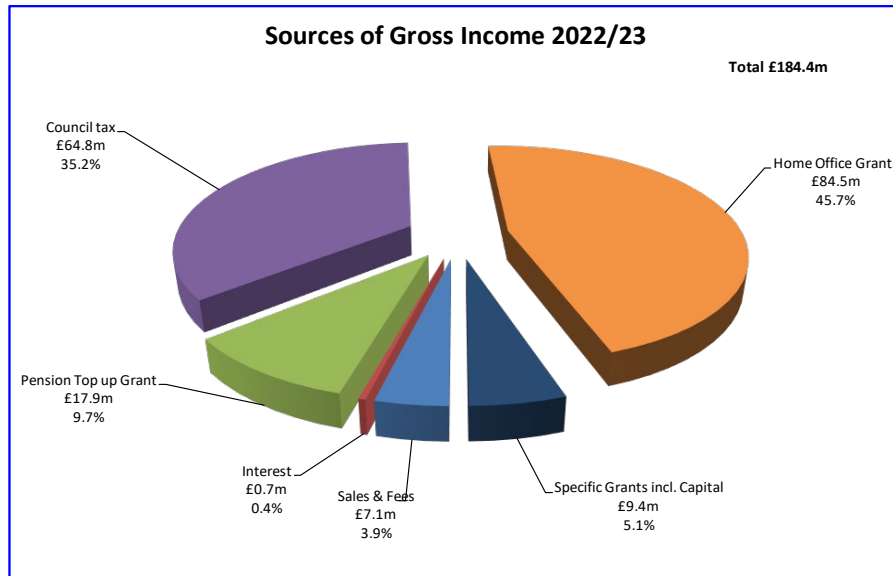
5. Financial Performance 2022/23

Sources of Funding

The majority of police funding comes from the government in the form of general and specific grants. The remainder comes from council tax and fees and charges. The financing burden on local council taxpayers, as a percentage of funding, has increased as government grants are reduced.

Chart 1 shows the sources of revenue funding in 2022/23.

Chart 1: Sources of gross income 2022/23



Revenue Budget 2022/23

In January 2022, the PCC approved a net revenue budget for 2022/23 of £149.601m. The council tax for a Band D property for 2022/23 was £247.68 following a decision by the PCC to increase the Council Tax by £9.99 and 4.2% for a Band D property.

Outturn Revenue Expenditure Compared to Budget

For budgeting purposes, the revenue budget is compiled and controlled as set out in the following table:

	Budget £000	Outturn £000	Final Variance £000
Constabulary (net after transfer to reserves)	151,298	150,759	539
Office of the PCC	875	800	75
PCC commissioning	860	798	62
OPCC - grants	(6,182)	(6,182)	-
Net total contributions to / (from) earmarked reserves	2,750	3,426	(676)
Total Net Expenditure	149,601	149,601	-
Grants income	84,335	84,335	-
Precept income (before collection fund balance adjustment)	65,266	65,266	-
Transfer from / (to) General Reserves	-	-	-

Explanations for significant variances are provided below:

- **Chief Constable operational budget:** this is due to underspends in pay and surplus in income, allowing the transfer to reserves in order to mitigate future funding risks.

Savings targets of £2.001m were identified for 2022/23 and these savings were achieved.

Capital Budget 2022/23

The Capital programme for 2022/23, including slippage from 2021/22 and in-year approvals, was £6.907m. Actual expenditure against this total was £5.643m. The under-spend of £1.264m is primarily due to the re-profiling of estates schemes, vehicle replacements and joint projects in the MTFP. Actual expenditure includes an amount of £0.177m relating to incidental and de-minimis expenditure, which is not capitalised in the financial statements but charged directly to the CIES. The capital programme was financed by government grants and contributions of £0.073m, internal borrowing of

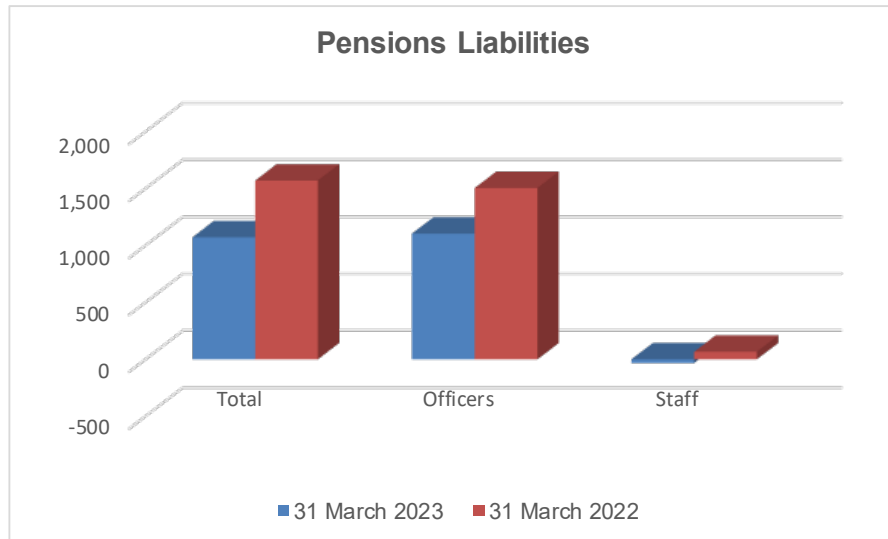
£0.503m, capital receipts of £0.063m and revenue contributions of £5.004m.

Long Term Liabilities

Pension Liabilities

The Suffolk PCC Group operates three separate pension schemes for police officers and one scheme for police staff. Although benefits from these schemes will not be payable until an officer or staff member retires, the PCC has a future commitment to make these payments and under financial reporting standards the PCC is required to account for this future commitment based on the full cost at the time of retirement. The PCC's future net pension liabilities, which have been calculated by an independent actuary, are set out in **chart 2**:

Chart 2: Suffolk PCC Group pension liabilities



These liabilities result in the balance sheet showing net overall liabilities of

£1013m at 31 March 2023. The financial position of the PCC remains sound as these liabilities are spread over many years.

PFI Liabilities

At the year end the Suffolk PCC share of the PFI liability associated with police investigation centres amounted to £20.3m. The full cost of the annual unitary charge is included within the PCC's balanced budget. The Suffolk PCC share of an annual grant received from the Home Office supporting the annual unitary charge amounts to £2.7m per annum.

Reserves

The PCC has usable reserves of £26.691m at 31 March 2023, which are available to support revenue and capital spending. These include a general fund balance made up of earmarked reserves of £19.287m, against which there are significant commitments, a general balance of £4.500m and unapplied capital grants and usable capital receipts of £2.905m. These reserves are not fully supported by cash balances, primarily due to unfunded capital expenditure being financed from cash.

Treasury Management

The PCC has agreed a treasury management strategy which complies with CIPFA guidance. During 2022/23, the PCC continued to borrow or invest available cash balances in accordance with cash flow forecasts, ensuring that prescribed policies with regard to security and liquidity were observed. The average level of investments (including instant access balances) for 2022/23 was £30.790m and the interest received was £0.690m. The overall return of 2.24% was 0.02% lower than the sterling overnight index average (SONIA) of 2.26%.

Annual Governance Statement

The PCC is responsible for conducting a review of the effectiveness of the governance framework, including the system of internal control and management of risk.

This is presented in the Annual Governance Statement 2022/23 that accompanies the Group and PCC Statement of Accounts. A copy is available on the PCC’s website at www.suffolk-pcc.gov.uk.

6. Outlook

Police and Crime Plan 2022/25

The PCC has published his third police and crime plan following public consultation. The Police and Crime Plan 2022/25 applies from 1 April 2022 and presents the PCC’s four strategic objectives all aimed at making Suffolk a safer place in which to live, work, travel and invest. They are as follows:

- **Objective 1** – an efficient and effective police force for Suffolk.
- **Objective 2** – provide services which effectively support victims of crime and invest in initiatives which reduce crime and disorder.
- **Objective 3** – engage with communities to understand their views about policing and crime and inform them and update them about the work of the PCC and Constabulary.
- **Objective 4** – work in partnership to improve criminal justice outcomes and enhance community safety.

These have been translated into an action plan that drives day-to-day activities with progress monitored under the PCC’s performance management framework. The Police and Crime Plan 2022/25 and accompanying performance framework are available on the PCC’s website.

Chief Constable’s Delivery Plan 2023/28

The Chief Constable’s Delivery Plan 2023/28 was launched in May 2023 and sets out the Constabulary’s vision, mission, values and priorities for 2023/24 to 2027/28 as follows:

Vision: making Suffolk a safe place to live, work, travel and invest

Mission: keeping Suffolk safe

Values: Courageous, professional, community and compassionate

The Chief Constable’s priorities are provided below.

People	<ul style="list-style-type: none"> › Attract and develop well › Healthy, fit and supported › Innovate and improve
Fairness	<ul style="list-style-type: none"> › Promote inclusion and diversity › Communicate and engage well › Build trust and confidence
Safety	<ul style="list-style-type: none"> › Keep people safe › Protect people from serious harm › Prevent crime in partnership
Justice	<ul style="list-style-type: none"> › Victims first › High quality investigations › Effective offender management

The plan is consistent with the PCC's Police and Crime Plan 2022/25 and the force management statement, which shows forecast changes in demand over the next four years and any gaps that exist regarding capacity or capability.

Medium Term Financial Plan 2023/24 to 2026/27

Revenue Funding

The PCC has published a medium term financial plan for 2023/24 to 2026/27. A copy is available from the PCC's website.

Funding for policing services has increased from £149.601m in 2022/23 to £154.510m in 2023/24.

PCCs have been given the flexibility to increase the precept by £15 in 2023/24 without holding a referendum. The PCC raised the precept by £15 and the additional funding raised was invested in the following two initiatives that support delivery of the PCC's and Chief Constable's strategic objectives.

- **Implementation of a Rapid Video Response for Victims of Domestic Abuse** to provide an immediate video response to calls that would otherwise require attendance in-person.
- **Increased Digital Engagement between the Public and Constabulary** to deal with calls from members of the public through digital channels

Monitoring delivery of improvements in performance from the additional policing resources will be through meetings of the Accountability and Performance Panel chaired by the PCC.

Capital Programme

The capital programme over the medium-term is driven by the continuing pace of modernisation and ensuring the Constabulary is fit-for-purpose, properly equipped and has an appropriate estate footprint. This includes significant investment in the estate and in refreshing the growing ICT and digital capabilities to drive more efficient and more effective ways of working

The Group's capital expenditure programme for 2023/24 is shown in **Table 3**:

Table 3: Capital programme 2023/24

	2023/24
	£000
Estates	1,360
ICT schemes and projects	3,842
Vehicles and equipment	1,350
Total	6,552

Funding will be from the following sources (see **Table 4**).

Table 4: Funding sources for capital programme 2023/24

	2023/24
	£000
Capital receipts	1,115
Revenue contribution	3,138
Capital financing reserve	1,349
Internal / external borrowing	950
Total	6,552

Future Efficiency and Savings Plans

As a result of service pressures, the Constabulary is required to achieve savings of £2.306m in 2023/24 and a further £4.852m across the remaining 3 years of the MTFP period. The PCC and Chief Constable are jointly committed to providing the best possible policing service across Suffolk whilst at the same time increasing efficiency and reducing costs.

Inflationary Pressures

The key financial issue facing the Constabulary is inflation. It has climbed much higher than was predicted this time last year, with CPI reaching 11.1% in October 2022. Its impact has been felt in 2022/23 through increased prices and higher than budgeted pay awards. Estimates for non-pay inflation for 2023/24 and 2024/25 are significantly higher than the Constabulary's forecast in last year's MTFP and the associated cost increases are unfunded by government.

With inflation forecast to average 7.4% throughout 2023, there will be continued pressure for higher pay settlements in 2023/24. The pay award assumption has been increased from 2% to 3% for 2023/24 given the 5% increase for officers and staff in 2022/23 and continued cost of living increases

Full-year expenditure forecasts are prepared monthly and will monitor the impact of inflation during the financial year. The impact of inflation will be mitigated through a combination of measures. These include the reallocation of underspends during the financial year, reprioritisation of planned activities during 2023/24 and the reallocation of budgets where appropriate or the use of reserves. Inflationary assumptions will be reconsidered when setting the budget for 2024/25.

7. Basis of Preparation

Going Concern

These accounts are prepared on a going concern basis, which assumes that the PCC for Suffolk and the Suffolk PCC Group will continue in operation for the foreseeable future in accordance with the Accounts and Audit Regulations 2015 and the CIPFA Code of Practice on Local Authority Accounting 2022/23. Further information is provided in Note 30 of the financial statements.

Explanation of financial statements

This document contains two sets of accounts:

- **PCC for Suffolk:** PCC single entity accounts; and
- **Suffolk PCC Group:** consolidated accounts which incorporate the PCC single entity accounts and the accounts prepared by the Chief Constable.

The 2022/23 Statement of Accounts for the PCC for Suffolk and the Suffolk PCC Group are set out on the following pages. The purpose of individual primary statements is explained below:

- **The Comprehensive Income and Expenditure Statement** shows the accounting cost in the year of providing services in accordance with generally accepted accounting practices, rather than the amount to be funded from taxation. The PCC raises taxation to cover expenditure in accordance with regulations and this will be different from the accounting cost. Adjustments made between the accounting and funding bases are shown in the Movement in Reserves Statement and the associated notes to the financial statements.

- **The Balance Sheet** shows the value as at the balance sheet date of the assets and liabilities recognised by the Suffolk PCC Group. The net assets of the Group (assets less liabilities) are matched by the reserves held by the Group. Reserves are reported in two categories. The first category of reserves are usable reserves. These are reserves that the Group may use to provide services, subject to the need to maintain a prudent level of reserves and any statutory limitations on their use, for example, the Capital Receipts Reserve may only be used to fund capital expenditure or repay debt. The second category of reserves are unusable reserves, which the Group is not able to use to provide services. This category of reserves includes reserves that hold unrealised gains and losses, for example the Revaluation Reserve, where amounts would only become available to provide services if the assets are sold and the revaluation gains are realised; and reserves that hold accounting timing differences.
- **The Movement in Reserves Statement** shows the movement in the year on the different reserves held by the Group, analysed into usable and unusable reserves. The surplus or deficit on the Provision of Services line shows the true economic cost of providing the Group's services, more details of which are shown in the Comprehensive Income and Expenditure Statement. These differ from the statutory amounts required to be charged to the General Fund Balance for council tax setting purposes.
- **The Cash Flow Statement** shows the changes in cash and cash equivalents of the Group during the reporting period. The statement shows how the Group generates and uses cash and cash equivalents by classifying cash flows as operating, investing and financing activities. The amount of net cash flows arising from operating activities is a key indicator of the extent to which the operations of the Group are funded by way of taxation and grant income or from the recipients of

services provided by the Group. Investing activities represent the extent to which cash outflows have been made for resources which are intended to contribute to the Group's future service delivery. Cash flows arising from financing activities are useful in predicting claims on future cash flows by providers of capital to the Group.

The PCC is required by statute to make funding decisions on a different basis from the way in which it reports the statement of accounts. A number of adjustments are made to the accounts that are used for budget setting and budget management to incorporate proper accounting adjustments in the area of pensions, employee benefits and depreciation.

The accounting policies are disclosed in Note 1 of the financial statements.

Colette Batson
Chief Finance Officer

Comprehensive Income and Expenditure Statement for the year ended 31 March 2023

Gross Expenditure	Income	Net Expenditure	PCC Group	Note	Gross Expenditure	Income	Net Expenditure
2021/22	2021/22	2021/22			2022/23	2022/23	2022/23
£000	£000	£000			£000	£000	£000
			Division of Service:				
170,453	(11,221)	159,232	Constabulary		168,002	(9,535)	158,467
8,372	(4,805)	3,567	Office of the PCC		11,119	(5,205)	5,914
2,311	(1,469)	842	PCC commissioning		2,553	(1,755)	798
181,137	(17,495)	163,641	Net Cost of Police Services		181,674	(16,496)	165,179
			Other Operating Expenditure:				
-	(18,048)	(18,048)	Home Office contribution to police pensions	Page 82	-	(17,918)	(17,918)
-	(63)	(63)	Profit on disposal of fixed assets		54	-	54
-	(18,112)	(18,112)	Total Other Operating Expenditure		54	(17,918)	(17,863)
			Financing and Investment Income and Expenditure:				
2,444	-	2,444	Interest payable and similar charges		2,553	-	2,553
31,713	-	31,713	Net pensions interest cost	16	41,677	-	41,677
-	(36)	(36)	Interest and investment income		-	(690)	(690)
1	-	1	(Gains) / losses from derecognition of financial assets carried at amortised cost		2	-	2
34,158	(36)	34,123	Total Financing and Investment Income and Expenditure		44,232	(690)	43,542
			Taxation and Non-specific Grant Income:				
-	(54,013)	(54,013)	General grants		-	(56,934)	(56,934)
-	(192)	(192)	Capital grants and contributions		-	(185)	(185)
-	(25,868)	(25,868)	Former DLUHC funding		-	(27,401)	(27,401)
-	(61,492)	(61,492)	Precepts	11	-	(64,851)	(64,851)
-	(141,564)	(141,564)	Total Taxation and Non-specific Grant Income	7	-	(149,371)	(149,371)
		38,088	Deficit on the Provision of Services				41,486
			Other Comprehensive Income and Expenditure:				
		(3,104)	(Surplus) / deficit on the revaluation of assets	13			(7,987)
		(50,828)	Remeasurements of the net defined benefit liability	16			(541,591)
		(53,932)	Total Other Comprehensive Income and Expenditure				(549,578)
		(15,844)	Total Comprehensive (Income) and Expenditure				(508,091)

Comprehensive Income and Expenditure Statement for the year ended 31 March 2023

Gross Expenditure 2021/22 £000	Income 2021/22 £000	Net Expenditure 2021/22 £000	PCC	Note	Gross Expenditure 2022/23 £000	Income 2022/23 £000	Net Expenditure 2022/23 £000
Division of Service:							
8,372	(4,805)	3,567	Office of the PCC		11,119	(5,205)	5,914
2,311	(1,469)	842	PCC commissioning		2,553	(1,755)	798
10,683	(6,275)	4,409	Net Cost of Police Services before group funding		13,672	(6,960)	6,712
147,599	-	147,599	Intra-group funding	5	157,487	-	157,487
158,282	(6,275)	152,008	Net Cost of Police Services		171,159	(6,960)	164,199
Other Operating Expenditure:							
-	(18,048)	(18,048)	Home Office contribution to police pensions	Page 82	-	(17,918)	(17,918)
-	(63)	(63)	Loss / (profit) on disposal of fixed assets		54	-	54
-	(18,112)	(18,112)	Total Other Operating Expenditure		54	(17,918)	(17,863)
Financing and Investment Income and Expenditure:							
2,444	-	2,444	Interest payable and similar charges		2,553	-	2,553
23	-	23	Net pensions interest cost	16	25	-	25
-	(36)	(36)	Interest and investment income		-	(690)	(690)
1	-	1	(Gains) / losses from derecognition of financial assets carried at amortised cost		2	-	2
2,468	(36)	2,433	Total Financing and Investment Income and Expenditure		2,580	(690)	1,890
Taxation and Non-specific Grant Income:							
-	(54,013)	(54,013)	General grants		-	(56,934)	(56,934)
-	(192)	(192)	Capital grants and contributions		-	(185)	(185)
-	(25,868)	(25,868)	Former DLUHC funding		-	(27,401)	(27,401)
-	(61,492)	(61,492)	Precepts	11	-	(64,851)	(64,851)
-	(141,564)	(141,564)	Total Financing and Investment Income and Expenditure	7	-	(149,371)	(149,371)
		(5,235)	Total (Surplus) / Deficit on the Provision of Services				(1,145)
Other Comprehensive Income and Expenditure:							
		(3,104)	(Surplus) / deficit on the revaluation of assets	13			(7,987)
		(419)	Remeasurements of the net defined benefit liability	16			(1,900)
		(3,523)	Total Other Comprehensive Income and Expenditure				(9,887)
		(8,758)	Total Comprehensive (Income) and Expenditure				(11,032)

Balance Sheet as at 31 March 2023

Group 31 March 2022 £000	PCC 31 March 2022 £000		Notes	Group 31 March 2023 £000	PCC 31 March 2023 £000
59,711	59,711	Property, plant and equipment	13	66,055	66,055
1,672	1,672	Intangible assets	13	1,264	1,264
158	158	Long term debtors	18	40	40
61,541	61,541	Total Long Term Assets		67,358	67,358
129	129	Inventories		147	147
11,359	11,359	Short term debtors, prepayments and deferred costs	18	16,367	16,367
11,931	11,931	Cash and cash equivalents	19	4,172	4,172
8,011	8,011	Short term investments	17	17,212	17,212
31,430	31,430	Current Assets		37,899	37,899
92,971	92,971	Total Assets		105,257	105,257
(14,251)	(12,997)	Short-term creditors and accruals	21	(17,283)	(16,111)
(494)	(494)	Short term borrowing	23	(504)	(504)
(1,232)	(1,232)	Provisions	25	(2,168)	(2,168)
(665)	(665)	PFI liabilities and leases	15	(708)	(708)
(16,642)	(15,389)	Current Liabilities		(20,664)	(19,491)
(1,570,308)	(863)	Pensions liability	16	(1,071,584)	883
(6,359)	(6,359)	Long term borrowing	23	(5,970)	(5,970)
(20,340)	(20,340)	PFI liabilities	15	(19,632)	(19,632)
(22)	(22)	Grants receipts in advance		(17)	(17)
(1,597,029)	(27,583)	Long Term Liabilities		(1,097,203)	(24,737)
(1,613,671)	(42,972)	Total Liabilities		(1,117,867)	(44,227)
(1,520,700)	49,999	Net Assets / (Liabilities)		(1,012,610)	61,029
23,253	23,253	Usable reserves	Pages 17/19	26,691	26,691
(1,543,953)	26,746	Unusable reserves	27	(1,039,301)	34,338
(1,520,700)	49,999	Total Reserves		(1,012,610)	61,029

These unaudited financial statements were issued on2023.

Colette Batson

Chief Finance Officer PCC

..... 2023

Movement in Reserves Statement

PCC Group Year Ended 31 March 2023		General Fund Balance £000	Capital Receipts Reserve £000	Capital Grants Unapplied £000	Total Usable Reserves £000	Total Unusable Reserves £000	Total Reserves £000
	Note						
Balance at 1 April 2022		20,659	2,455	140	23,253	(1,543,953)	(1,520,700)
Movement in Reserves during 2022/23							
Deficit on the provision of services	Page 14	(41,486)	-	-	(41,486)	-	(41,486)
Other comprehensive income and (expenditure)	Page 14	-	-	-	-	549,578	549,578
Total comprehensive income and expenditure		(41,486)	-	-	(41,486)	549,578	508,091
Amortisation of intangible assets	13	664	-	-	664	(664)	-
Depreciation on property, plant and equipment	13	4,900	-	-	4,900	(4,900)	-
Revaluation losses on property, plant and equipment	13	1,835	-	-	1,835	(1,835)	-
Capital grants and contributions credited to the revised CIES	Page 14	(185)	-	185	-	-	-
Application of capital grants from unapplied account		-	-	(73)	(73)	73	-
Net gain or loss on the sale of non-current assets	Page 14	54	63	-	118	(118)	-
Transfer from Deferred Capital Receipts Reserve upon receipt of cash		-	198	-	198	(198)	-
Difference between IAS 19 pension costs and those calculated in accordance with statutory requirements		60,783	-	-	60,783	(60,783)	-
Movement on the Collection Fund Adjustment Account		415	-	-	415	(415)	-
Capital expenditure charged to the General Fund Balance	14	(4,826)	-	-	(4,826)	4,826	-
Statutory provision for the repayment of debt	14	(1,028)	-	-	(1,028)	1,028	-
Contribution to the Police Pension Fund	Page 14	(17,918)	-	-	(17,918)	17,918	-
Increase / (decrease) on the Compensated Absences Account		(80)	-	-	(80)	80	-
Use of capital receipts to fund asset purchases		-	(63)	-	(63)	63	-
Adjustments between accounting basis and funding basis under regulations		44,614	198	112	44,924	(44,924)	-
Increase / (decrease) in year		3,127	198	112	3,438	504,653	508,091
Balance at 31 March 2023		23,787	2,653	252	26,690	(1,039,299)	(1,012,609)

PCC Group Year Ended 31 March 2022	General Fund Balance £000	Capital Receipts Reserve £000	Capital Grants Unapplied £000	Total Usable Reserves £000	Total Unusable Reserves £000	Total Reserves £000
Balance at 1 April 2021	16,631	1,450	85	18,166	(1,554,710)	(1,536,544)
Movement in Reserves during 2021/22						
Deficit on the provision of services	Page 14 (38,088)	-	-	(38,088)	-	(38,088)
Other comprehensive income and (expenditure)	Page 14 -	-	-	-	53,932	53,932
Total comprehensive income and expenditure	(38,088)	-	-	(38,088)	53,932	15,844
Amortisation of intangible assets	13 719	-	-	719	(719)	-
Depreciation on property, plant and equipment	13 4,670	-	-	4,670	(4,670)	-
Revaluation losses on property, plant and equipment	13 (139)	-	-	(139)	139	-
Capital grants and contributions credited to the revised CIES	Page 14 (192)	-	192	0	(0)	-
Application of capital grants from unapplied account	-	-	(138)	(138)	138	-
Net gain or loss on the sale of non-current assets	Page 14 (63)	807	-	744	(744)	-
Transfer from Deferred Capital Receipts Reserve upon receipt of cash	-	198	-	198	(198)	-
Difference between IAS 19 pension costs and those calculated in accordance with statutory requirements	61,574	-	-	61,574	(61,574)	-
Movement on the Collection Fund Adjustment Account	(1,886)	-	-	(1,886)	1,886	-
Capital expenditure charged to the General Fund Balance	14 (3,677)	-	-	(3,677)	3,677	-
Statutory provision for the repayment of debt	14 (807)	-	-	(807)	807	-
Contribution to the Police Pension Fund	Page 14 (18,048)	-	-	(18,048)	18,048	-
Increase / (decrease) on the Compensated Absences Account	(35)	-	-	(35)	35	-
Use of capital receipts to fund asset purchases	-	-	-	-	-	-
Adjustments between accounting basis and funding basis under regulations	42,116	1,005	54	43,175	(43,175)	-
Increase / (decrease) in year	4,028	1,005	54	5,087	10,756	15,844
Balance at 31 March 2022	20,659	2,455	140	23,253	(1,543,953)	(1,520,700)

PCC Year Ended 31 March 2023	Note	General Fund Balance £000	Capital Receipts Reserve £000	Capital Grants Unapplied £000	Total Usable Reserves £000	Total Unusable Reserves £000	Total Reserves £000
Balance at 1 April 2022		20,660	2,455	140	23,254	26,744	49,998
Movement in Reserves during 2022/23							
Surplus on provision of services	Page 15	1,145	-	-	1,145	-	1,145
Other comprehensive income and expenditure	Page 15	-	-	-	-	9,887	9,887
Total comprehensive income and expenditure		1,145	-	-	1,145	9,887	11,032
Amortisation of intangible assets	13	664	-	-	664	(664)	-
Depreciation on property, plant and equipment	13	4,900	-	-	4,900	(4,900)	-
Revaluation losses on property, plant and equipment	13	1,835	-	-	1,835	(1,835)	-
Capital grants and contributions credited to the revised CIES	Page 15	(185)	-	185	-	-	-
Application of capital grants from unapplied account		-	-	(73)	(73)	73	-
Net gain or loss on the sale of non-current assets	Page 15	54	63	-	118	(118)	-
Transfer from Deferred Capital Receipts Reserve upon receipt of cash		-	198	-	198	(198)	-
Difference between IAS 19 pension costs and those calculated in accordance with statutory requirements		155	-	-	155	(155)	-
Movement on the Collection Fund Adjustment Account		415	-	-	415	(415)	-
Capital expenditure charged to the General Fund Balance	14	(4,826)	-	-	(4,826)	4,826	-
Statutory provision for the repayment of debt	14	(1,028)	-	-	(1,028)	1,028	-
Use of capital receipts to fund asset purchases		-	(63)	-	(63)	63	-
Adjustments between accounting basis and funding basis under regulations		1,983	198	112	2,293	(2,293)	-
Increase / (decrease) in year		3,128	198	112	3,439	7,593	11,032
Balance at 31 March 2023		23,787	2,653	251	26,690	34,338	61,030

PCC		General	Capital	Capital	Total	Total	Total
Year Ended 31 March 2022		Fund	Receipts	Grants	Usable	Unusable	Total
	Note	Balance	Reserve	Unapplied	Reserves	Reserves	Reserves
		£000	£000	£000	£000	£000	£000
Balance at 1 April 2021		16,634	1,450	85	18,169	23,074	41,242
Movement in Reserves during 2021/22							
Deficit on provision of services	Page 15	5,235	-	-	5,235	-	5,235
Other comprehensive income and expenditure	Page 15	-	-	-	-	3,523	3,523
Total comprehensive income and expenditure		5,235	-	-	5,235	3,523	8,758
Amortisation of intangible assets	13	719	-	-	719	(719)	-
Depreciation on property, plant and equipment	13	4,670	-	-	4,670	(4,670)	-
Revaluation losses on property, plant and equipment	13	(139)	-	-	(139)	139	-
Capital grants and contributions credited to the revised CIES	Page 15	(192)	-	192	0	(0)	-
Application of capital grants from unapplied account		-	-	(138)	(138)	138	-
Net gain or loss on the sale of non-current assets	Page 15	(63)	807	-	744	(744)	-
Transfer from Deferred Capital Receipts Reserve upon receipt of cash		-	198	-	198	(198)	-
Difference between IAS 19 pension costs and those calculated in accordance with statutory requirements		167	-	-	167	(167)	-
Movement on the Collection Fund Adjustment Account		(1,886)	-	-	(1,886)	1,886	-
Capital expenditure charged to the General Fund Balance	14	(3,677)	-	-	(3,677)	3,677	-
Statutory provision for the repayment of debt	14	(807)	-	-	(807)	807	-
Use of capital receipts to fund asset purchases		-	-	-	-	-	-
Adjustments between accounting basis and funding basis under regulations		(1,208)	1,005	54	(148)	148	-
Increase / (decrease) in year		4,028	1,005	54	5,087	3,671	8,758
Balance at 31 March 2022		20,659	2,455	140	23,253	26,746	49,999

Cash flow Statement for the year ended 31 March 2023

Group 2021/22 £000	PCC 2021/22 £000		Note	Group 2022/23 £000	PCC 2022/23 £000
(38,088)	5,235	Net surplus / (deficit) on the provision of services	Pages 14 & 15	(41,486)	1,145
47,581	4,258	Adjustment for non-cash or cash equivalent movements	22	47,664	5,034
(192)	(192)	Capital grants and contributions		(185)	(185)
9,301	9,301	Net cash flows from operating activities		5,993	5,993
		Investing activities			
(3,367)	(3,367)	Purchase of non current assets		(3,963)	(3,963)
(14,000)	(14,000)	Purchase of short-term or long term investments		(40,000)	(40,000)
807	807	Proceeds from the sale of non current assets		63	63
6,000	6,000	Proceeds from short-term or long-term investments		31,000	31,000
192	192	Other receipts from investing activities		185	185
(10,368)	(10,368)	Net cash flows from investing activities		(12,714)	(12,714)
		Financing activities			
(442)	(442)	Cash payments for the reduction of outstanding liabilities relating to finance leases and on balance sheet PFI contracts		(665)	(665)
(355)	(355)	Repayments of short and long-term borrowing		(372)	(372)
(798)	(798)	Net cash flows from financing activities		(1,037)	(1,037)
(1,865)	(1,864)	Net increase or (decrease) in cash and cash equivalents		(7,759)	(7,759)
13,796	13,796	Cash and cash equivalents at the beginning of the period	19	11,931	11,931
11,931	11,931	Cash and cash equivalents at the end of the period	19	4,172	4,172

Expenditure and Funding Analysis

The Expenditure and Funding Analysis is a note to the financial statements; however, it is positioned here as it provides a link from the figures reported in the Narrative Report to the CIES.

Net Expenditure Chargeable to the General Fund Balances	Adjustments between Funding and Accounting Basis	Net Expenditure Group in the CIES		Net Expenditure Chargeable to the General Fund Balances	Adjustments between Funding and Accounting Basis	Net Expenditure Group in the CIES	
2021/22	2021/22	2021/22		2022/23	2022/23	2022/23	
£000	£000	£000		£000	£000	£000	
Year Ended 31 March							
129,551	29,682	159,232	Constabulary	139,571	18,896	158,467	
(1,828)	5,394	3,567	Office of the PCC	(1,615)	7,529	5,914	
842	-	842	PCC commissioning	798	-	798	
128,565	35,076	163,641	Net Cost of Police Services	138,754	26,425	165,179	
(132,593)	7,040	(125,553)	Other income and expenditure	(141,881)	18,189	(123,693)	
(4,028)	42,116	38,088	Deficit / (Surplus) on the Provision of Services	(3,127)	44,614	41,486	
16,631			Opening general fund balance at 1 April	20,659			
20,659			Closing General Fund Balance at 31 March	23,788			

Net Expenditure Chargeable to the General Fund Balances	Adjustments between Funding and Accounting Basis	Net Expenditure PCC in the CIES		Net Expenditure Chargeable to the General Fund Balances	Adjustments between Funding and Accounting Basis	Net Expenditure PCC in the CIES	
2021/22	2021/22	2021/22		2022/23	2022/23	2022/23	
£000	£000	£000		£000	£000	£000	
Year Ended 31 March							
(1,828)	5,394	3,567	Office of the PCC	(1,615)	7,529	5,914	
842	-	842	PCC commissioning	798	-	798	
147,599	-	147,599	Intra-group funding	157,487	-	157,487	
146,613	5,394	152,008	Net Cost of Police Services	156,671	7,529	164,199	
(150,642)	(6,602)	(157,243)	Other income and expenditure	(159,799)	(5,546)	(165,345)	
(4,027)	(1,208)	(5,235)	Deficit / (Surplus) on the Provision of Services	(3,128)	1,983	(1,145)	
16,631			Opening general fund balance at 1 April	20,659			
20,659			Closing General Fund Balance at 31 March	23,788			

Notes to the Financial Statements

1. Accounting Policies	26
2. Accounting Standards That Have Been Issued But Have Not Yet Been Adopted	38
3. Critical Judgements in Applying Accounting Policies	38
4. Assumptions Made About the Future and Other Major Sources of Estimation Uncertainty	40
5. Intra-group Funding Arrangement Between the PCC and Chief Constable	41
6. Notes to the Expenditure and Funding Analysis	42
7. Government Grants	44
8. Employees' Remuneration	44
9. Related Party Transactions	46
10. Collaborative Arrangements	46
11. Council Tax	48
12. External Audit Fees	49
13. Non-Current Assets	50
14. Financing of Capital Expenditure	52
15. Private Finance Initiative	53
16. Retirement Benefits	55
17. Short Term Investments	63
18. Debtors, Prepayments and Deferred Costs	63
19. Cash and Cash Equivalents	64
20. Assets Held for Sale	64
21. Creditors	65
22. Reconciliation of Revenue Cashflow	65
23. Reconciliation of Liabilities Arising from Financing Activities	66
24. Contingent Liabilities	67
25. Provisions	68
26. Leases	68
27. Unusable Reserves	69
28. Earmarked Balances within the General Fund	74
29. Financial Instruments	76

30. Going Concern	79
31. Events after the Reporting Period	80
32. Capital Commitments	81

Notes to the Financial Statements for the PCC for Suffolk and the PCC for Suffolk Group

1. Accounting Policies

General principles

The Statement of Accounts summarises the Group's transactions for the 2022/23 financial year and its position at the year-end of 31 March 2023. The Group is required to prepare an annual Statement of Accounts by the Accounts and Audit Regulations 2015, which those Regulations require to be prepared in accordance with proper accounting practices. These practices primarily comprise the Code supported by International Financial Reporting Standards (IFRS).

The accounting convention adopted in the Statement of Accounts is principally historical cost, modified by the revaluation of certain categories of non-current assets and financial instruments.

Cost recognition and intra-group adjustment

Refer to Note 5 for further details.

Recognition of working capital

The Scheme of Governance and Consent sets out the roles and responsibilities of the Police and Crime Commissioner and the Chief Constable, and also includes the Financial Regulations and Contract Standing Orders. As per these governance documents all contracts and bank accounts are in the name of the PCC. No consent has been granted to the Chief Constable to open bank accounts or hold cash or associated working capital assets or liabilities. This means that all cash, assets and liabilities in relation to working capital are the responsibility of the PCC, with all the control and risk also residing with the PCC. To this end, all working capital is shown in the accounts of the PCC and the Group.

Accruals of income and expenditure

Activity is accounted for in the year that it takes place, not in the financial period in which cash payments are paid or received.

Cash and cash equivalents

Cash is cash in hand and deposits with any financial institution repayable without penalty on notice of not more than 24 hours. Cash equivalents are investments that mature in 3 months or less from the date of acquisition and that are readily convertible to known amounts of cash with insignificant risk of change in value.

Debtors and creditors

Revenue and capital transactions are included in the accounts on an accruals basis. Where goods and services are ordered and delivered by the year-end, the actual or estimated value of the order is accrued. With the exception of purchasing system generated accruals a de-minimis level of £1,000 is set for year-end accruals of purchase invoices, except where they relate to grant funded items, where no de-minimis is used. Other classes of accrual are reviewed to identify their magnitude. Where the inclusion or omission of an accrual would not have a material impact on the Statement of Accounts, either individually or cumulatively, it is omitted.

Charges to the Comprehensive Income and Expenditure Statement (CIES) for Non-Current Assets

Net cost of policing of the PCC is debited with the following amounts to record the cost of holding non-current assets during the year:

- Depreciation attributable to the assets.
- Revaluation and impairment losses on assets where there are no accumulated gains in the Revaluation Reserve against which they can be written off.
- Amortisation of intangible assets.

The PCC is not required to raise council tax to fund depreciation, revaluation, impairment losses or amortisation. However, it is required to make an annual contribution from revenue, the Minimum Revenue Provision (MRP), towards the reduction in the overall borrowing requirement (represented by the Capital Financing

Requirement) equal to an amount calculated on a prudent basis determined by the PCC in accordance with statutory guidance.

Depreciation, amortisation, and revaluation and impairment losses are reversed from the General Fund and charged to the Capital Adjustment Account via the Movement in Reserves Statement (MiRS). MRP is charged to the General Fund along with any Revenue Funding of Capital and credited to the Capital Adjustment Account via the MiRS.

Guidance issued under the Local Authorities (Capital Finance and Accounting) (England) (Amendment) Regulations 2008, enables authorities to calculate an amount of MRP, which they consider to be prudent. For capital expenditure incurred from 2008/09, the PCC has approved calculating the MRP using the Option 3 method, which results in MRP being charged over the related assets' useful life.

Property, plant and equipment

Assets that have physical substance and are held for use in the production or supply of goods or services, for rental to others, or for administrative purposes and that are expected to be used during more than one financial year are classified as property, plant and equipment.

Recognition

Expenditure on the acquisition, creation or enhancement of property, plant and equipment is capitalised on an accruals basis, provided that it is probable that the future economic benefits or service potential associated with the item will flow to the Group and the cost of the item can be measured reliably. Expenditure that maintains but does not add to an asset's potential to deliver future economic benefits or service potential (i.e. repairs and maintenance) is charged as an expense when it is incurred.

All expenditure on the acquisition, creation or enhancement and disposal of non-current assets is capitalised subject to a de-minimis threshold of £10,000. Expenditure below this amount on an individual asset is treated as revenue, with the following exceptions:

- Desktop and laptop computers and tablets

- Monitors
- Widespread replacement of communication devices
- Servers
- Software licences
- Radios
- Firearms including TASERS
- Vehicles with a life exceeding 12 months
- Annual Assets (projects incurring expenditure throughout the year which are not classified as assets under construction)
- Where government grant funding has been sought and received for specific expenditure on the assumption that both the grant and expenditure are treated as capital

Measurement

Assets are initially measured at cost, comprising:

- The purchase price
- Any costs attributable to bringing the asset to the location and condition necessary for it to be capable of operating in the manner intended by management
- The initial estimate of the costs of dismantling and removing the item and restoring the site on which it is located

The Group does not capitalise borrowing costs incurred on the acquisition or construction of non-current assets.

The cost of assets acquired other than by purchase is deemed to be fair value, unless the acquisition does not have commercial substance (i.e. it will not lead to a variation in the cash flows of the Group). In the latter case, where an asset is acquired via an exchange, the cost of the acquisition is the carrying amount of the asset given up by the Group.

Donated assets are measured initially at fair value. The difference between fair value and any consideration paid is credited to the Taxation and Non-Specific Grant Income line of the CIES, unless the donation has been made conditionally. Until conditions are satisfied, the gain is held in the Donated Assets Account. Where gains are credited to the CIES, they are reversed out of the General Fund balance to the Capital Adjustment Account in the MiRS.

Assets are then carried in the Balance Sheet using the following measurement bases:

- Assets under construction – historic cost until the asset is live (assets under construction are not depreciated).
- Surplus assets – the current value measurement base is fair value, estimated at highest and best use from a market participant's perspective.
- All other assets – fair value, determined as the amount that would be paid for the asset in its existing use (existing use value – EUV).
- Where there is no market-based evidence of fair value because of the specialist nature of an asset, depreciated replacement cost (DRC) is used as an estimate of fair value.
- Where non-property assets have short useful lives or low values (or both), depreciated historical cost basis is used as a proxy for fair value.

Assets included in the Balance Sheet at fair value are revalued sufficiently regularly to ensure that their carrying amount is not materially different from their fair value at the year-end, but as a minimum every five years. Increases in valuations are matched by credits to the Revaluation Reserve to recognise unrealised gains. Exceptionally, gains might be credited to the CIES where they arise from the reversal of a loss previously charged to a service.

Where decreases in value are identified, they are accounted for in the following way:

- Where there is a balance of revaluation gains for the asset in the Revaluation Reserve, the carrying amount of the asset is written down against that balance (up to the amount of the accumulated gains).
- Where there is no balance in the Revaluation Reserve or an insufficient balance, the carrying amount of the asset is written down against the net cost of policing of the PCC in the CIES.

The Revaluation Reserve contains revaluation gains recognised since 1 April 2007 only, the date of its formal implementation. Gains arising before that date have been consolidated into the Capital Adjustment Account.

Impairment

Assets are assessed at each year-end as to whether there is any indication that an asset may be impaired. Where indications exist and any possible differences are estimated to be material, the recoverable amount of the asset is estimated and,

where this is less than the carrying amount of the asset, an impairment loss is recognised for the shortfall.

Where impairment losses are identified, they are accounted for in the following way:

- Where there is a balance of revaluation gains for the asset in the Revaluation Reserve, the carrying amount of the asset is written down against that balance (up to the amount of the accumulated gains).
- Where there is no balance in the Revaluation Reserve or an insufficient balance, the carrying amount of the asset is written down against the relevant service line(s) in the CIES.

Where an impairment loss is reversed subsequently, the reversal is credited to the relevant service lines in the CIES, up to the amount of the original loss, adjusted for depreciation that would have been charged if the loss had not been recognised.

Depreciation

Depreciation is provided for on all property, plant and equipment assets by the systematic allocation of their depreciable amounts over their useful lives. An exception is made for assets without a determinable finite useful life (i.e., freehold land) and assets that are not yet available for use (i.e., assets under construction).

Depreciation is calculated on the following bases:

- Buildings – straight-line allocation over the useful life of the property as estimated by the valuer.
- Vehicles, plant and equipment – straight-line allocation over the useful life of the asset.

The Code requires that where a property, plant and equipment asset has major components whose cost is significant in relation to the total cost of the item, the components are depreciated separately, where the remaining asset life is significantly different for identifiable components, unless it can be proved that the impact on the Group's Statement of Accounts is not material. The Group has assessed the cumulative impact of component accounting. As a result the Group applies component accounting prospectively to assets that have a valuation in excess of £2m unless there is clear evidence that this would lead to a material misstatement in the Group's Financial Statements.

Revaluation gains are also depreciated, with an amount equal to the difference between current value depreciation charged on assets and the depreciation that would have been chargeable based on their historical cost being transferred each year from the Revaluation Reserve to the Capital Adjustment Account.

Depreciation or amortisation is charged in both the year of acquisition and disposal of an asset on a pro rata basis. Depreciation or amortisation is charged once an asset is in service and consuming economic benefit.

Disposals and Non-Current Assets Held for Sale

When it becomes probable that the carrying amount of an asset will be recovered principally through a sale transaction rather than through its continuing use, it is reclassified as an Asset Held for Sale. The asset is revalued immediately before reclassification, on the basis relevant to the asset class prior to reclassification, and then carried at the lower of this amount and fair value less costs to sell. Where there is a subsequent decrease to fair value less costs to sell, the loss is posted to the Other Operating Expenditure line in the CIES. Gains in fair value are recognised only up to the amount of any previous losses recognised in the Surplus or Deficit on Provision of Services. Depreciation is not charged on Assets Held for Sale.

If assets no longer meet the criteria to be classified as Assets Held for Sale, they are reclassified back to non-current assets and valued at the lower of their carrying amount before they were classified as held for sale; adjusted for depreciation, amortisation or revaluations that would have been recognised had they not been classified as Held for Sale, and their recoverable amount at the date of the decision not to sell.

Assets that are to be abandoned or scrapped are not reclassified as Assets Held for Sale.

When an asset is disposed of or decommissioned, the carrying amount of the asset in the Balance Sheet (whether Property, Plant and Equipment or Assets Held for Sale) is written off to the Other Operating Expenditure line in the CIES as part of the gain or loss on disposal. Receipts from disposals (if any) are credited to the same line in the CIES also as part of the gain or loss on disposal (i.e. netted off against

the carrying value of the asset at the time of disposal). Any revaluation gains accumulated for the asset in the Revaluation Reserve are transferred to the Capital Adjustment Account.

Amounts received for a disposal are categorised as capital receipts and are to be credited to the Capital Receipts Reserve, and can then only be used for new capital investment, or set aside to reduce the PCC's underlying need to borrow (the capital financing requirement). Receipts are appropriated to the Reserve from the General Fund balance in the MiRS.

The written-off value of disposals is not a charge against council tax, as the cost of non-current fixed assets is fully provided for under separate arrangements for capital financing. Amounts are appropriated to the Capital Adjustment Account from the General Fund balance in the MiRS.

Fair Value Measurement

The Group measures some of its non-financial assets such as surplus assets and investment properties at fair value on each reporting date. Fair value is the price that would be received to sell an asset or paid to transfer a liability in an orderly transaction between market participants at the measurement date. The fair value measurement assumes that the transaction to sell the asset or transfer the liability takes place either:

- a) In the principal market for the asset or liability, or
- b) In the absence of a principal market, in the most advantageous market for the asset or liability

The Group measure the fair value of an asset or liability using the assumptions that market participants would use when pricing the asset or liability, assuming that market participants act in their economic best interest.

When measuring the fair value of a non-financial asset, the Group takes into account a market participant's ability to generate economic benefits by using the asset in its highest and best use or by selling it to another market participant that would use the asset in its highest and best use.

The Group uses valuation techniques that are appropriate in the circumstances and for which sufficient data is available, maximising the use of relevant observable inputs and minimising the use of unobservable inputs.

Inputs to the valuation techniques in respect of assets and liabilities for which fair value is measured or disclosed in the Group's financial statements are categorised within the fair value hierarchy, as follows:

- Level 1 – quoted prices (unadjusted) in active markets for identical assets or liabilities that the Group can access at the measurement date.
- Level 2 – inputs other than quoted prices included within Level 1 that are observable for the asset or liability, either directly or indirectly.
- Level 3 – unobservable inputs for the asset or liability.

Intangible assets

Expenditure on non-monetary assets that do not have physical substance but are controlled by the Group as a result of past events (e.g. software licences) is capitalised when it is expected that future economic benefits or service potential will flow from the intangible asset to the Group.

Internally generated assets are capitalised where it is demonstrable that the project is technically feasible and is intended to be completed (with adequate resources being available) and the Group will be able to generate future economic benefits or deliver service potential by being able to sell or use the asset. Expenditure is capitalised where it can be measured reliably as attributable to the asset and restricted to that incurred during the development phase. Research expenditure is not capitalised.

Expenditure on the development of websites is not capitalised if the website is solely or primarily intended to promote or advertise the PCC or Group's services.

Intangible assets are measured initially at cost. Amounts are only revalued where the fair value of the assets held by the Group can be determined by reference to an active market. In practice, no intangible asset held by the Group meets this criterion, and they are therefore carried at amortised cost.

The depreciable amount of a finite intangible asset is amortised over its useful life and charged to the net cost of policing of the PCC in the CIES. An asset is tested for impairment whenever there is an indication that the asset might be impaired – any losses recognised are posted to the net cost of policing of the PCC in the CIES. Any gain or loss arising on the disposal or abandonment of an intangible asset is posted to the Other Operating Expenditure line in the CIES.

Where expenditure on intangible assets qualifies as capital expenditure for statutory purposes, amortisation, impairment losses and disposal gains and losses are not permitted to have an impact on the General Fund balance. The gains and losses are therefore reversed out of the General Fund balance in the MiRS and posted to the Capital Adjustment Account and the Capital Receipts Reserve.

Council Tax

Billing authorities act as agents, collecting council tax on behalf of the major preceptors, which includes the PCC. Billing authorities are required by statute to maintain a separate fund (i.e. the Collection Fund) for the collection and distribution of amounts due in respect of council tax. Under the legislative framework for the Collection Fund, billing authorities and major preceptors share proportionately the risks and rewards that the amount of council tax collected could be less or more than predicted.

The council tax income included in the CIES is the PCC's share of accrued income for the year. However, regulations determine the amount of council tax that must be included in the PCC's General Fund. Therefore, the difference between the income included in the CIES and the amount required by regulation to be credited to the General Fund is taken to the Collection Fund Adjustment Account and included as a reconciling item in the MiRS. The Balance Sheet includes the PCC's share of the end of year balances in respect of council tax relating to arrears, impairment allowances for doubtful debts, overpayments and prepayments and appeals.

Where debtor balances for the above are identified as impaired because of a likelihood arising from a past event that payments due under the statutory arrangements will not be made, the asset is written down and a charge made to the Financing and Investment Income and Expenditure line in the CIES. The impairment

loss is measured as the difference between the carrying amount and the revised future cash flows.

Employee benefits

Benefits payable during employment

Salaries, wages and employment-related payments are recognised in the period in which the service is received from employees. An accrual is made for the cost of annual leave entitlements earned by employees but not taken before the year end. The accrual is made at the most recent wage and salary rates applicable.

Termination benefits

Termination benefits are amounts payable as a result of a decision by the entity to terminate an employee's employment before the normal retirement date or an employee's decision to accept voluntary redundancy in exchange for those benefits and are charged on an accruals basis to the appropriate service segment or, where applicable, to a corporate service segment at the earlier of when the entity can no longer withdraw the offer of those benefits or when the entity recognises costs for a restructuring. Where termination benefits involve the enhancement of pensions, statutory provisions require the General Fund balance to be charged with the amount payable by the entity to the pension fund or pensioner in the year, not the amount calculated according to the relevant accounting standards. In the MiRS, appropriations are required to and from the Pensions Reserve to remove the notional debits and credits for pension enhancement termination benefits and replace them with debits for the cash paid to the pension fund and pensioners and any such amounts payable but unpaid at the year-end.

Post-employment benefits

Officers have the option of joining the Police Pension Scheme 2015. Civilian employees have the option of joining the Local Government Pension Scheme (LGPS), administered by Suffolk County Council. All of the schemes provide defined benefits to members (retirement lump sums and pensions), earned as employees work for the Constabulary and the Office of the Police and Crime Commissioner, all of the schemes are accounted for as defined benefit schemes.

The liabilities attributable to the Group of all four schemes are included in the Balance Sheet on an actuarial basis using the projected unit credit method, i.e. an assessment of the future payments that will be made in relation to retirement benefits (including injury benefits on the Police Schemes) earned to date by officers and employees, based on assumptions about mortality rates, employee turnover rates etc., and projections of earnings for current officers and employees.

Liabilities are discounted to their value at current prices, using a discount rate specified each year by the actuaries.

The assets of the LGPS attributable to the Group are included in the Balance Sheet at their fair value as follows:

- Quoted securities – current bid price.
- Unquoted securities – professional estimate.
- Unitised securities – current bid price.
- Property – market value.

All three of the police schemes are unfunded and therefore do not have any assets. Benefits are funded from the contributions made by currently serving officers and a notional employer's contribution paid from the general fund; any shortfall is partially topped up by a grant from the Home Office.

The change in the net pensions liability is analysed into six components:

- Current service cost – the increase in liabilities as a result of years of service earned this year, it is debited to the net cost of policing in the CIES. The current service cost is based on the latest available actuarial valuation.
- Past service cost – the increase in liabilities arising from current year decisions whose effect relates to years of service earned in earlier years. Past service costs are debited to the net cost of policing in the CIES.
- Interest cost – the expected increase in the present value of liabilities during the year as they move one year closer to being paid. It is charged to the Financing and Investment Income and Expenditure line in the CIES. The interest cost is based on the discount rate and the present value of the scheme liabilities at the beginning of the period.
- The return on plan assets – excluding amounts included in net interest on the net defined benefit liability (asset) – charged to the Pensions Reserve as Other Comprehensive Income and Expenditure.

- Actuarial gains and losses – changes in the net pensions liability that arise because events have not coincided with assumptions made at the last actuarial valuation or because the actuaries have updated their assumptions. They are charged to the Pensions Reserve as Other Comprehensive Income and Expenditure.
- Contributions paid to the four pension funds – cash paid as employer's contributions to the pension fund in settlement of liabilities. These are not accounted for as an expense.

In relation to retirement benefits, statutory provisions require the General Fund balance to be charged with the amounts payable by the Group to the pension fund or directly to pensioners in the year, not the amount calculated according to the relevant accounting standards. This means that in the MiRS there are appropriations to and from the Pensions Reserve to remove the notional debits and credits for retirement benefits and replace them with debits for the cash paid to the pension fund and pensioners and any such amounts payable but unpaid at the year-end. The negative balance that arises on the Pension Reserve thereby measures the beneficial impact on the General Fund of being required to account for retirement benefits on the basis of cash flows rather than as benefits are earned by employees.

Discretionary Benefits

The Group has restricted powers to make discretionary awards of retirement benefits in the event of early retirements. Any liabilities estimated to arise as a result of an award to any member of staff (including injury awards for police officers) are accrued in the year of the decision to make the award and accounted for using the same policies as are applied to the Local Government Pension Scheme.

The Group makes payments to police officers in relation to injury awards, and the expected injury awards for active members are valued on an actuarial basis.

Events after the reporting period

Events after the reporting period are those events, both favourable and unfavourable, that occur between the end of the reporting period and the date when the Statement of Accounts is authorised for issue. Two types of events can be identified.

- Those that provide evidence of conditions that existed at the end of the reporting period. The Statement of Accounts is adjusted to reflect such events.
- Those that are indicative of conditions that arose after the reporting period. The Statement of Accounts is not adjusted to reflect such events. However, where a category of events would have a material effect, disclosure is made in the notes of the nature of the events and their estimated financial effect.

Events taking place after the date of authorisation for issue are not reflected in the Statement of Accounts.

Financial Instruments

Financial Liabilities

Financial liabilities are recognised on the Balance Sheet when the PCC becomes a party to the contractual provisions of a financial instrument and are initially measured at fair value and carried at their amortised cost. Annual charges to the CIES for interest payable are based on the carrying amount of the liability, multiplied by the effective rate of interest for the instrument. The effective interest rate is the rate that exactly discounts estimated future cash payments over the life of the instrument to the amount at which it was originally recognised.

For the borrowings that the PCC has, this means that the amount presented in the Balance Sheet is the outstanding principal repayable (plus accrued interest) and interest charged to the CIES is the amount payable for the year according to the loan agreement.

Financial Assets

Financial assets are classified based on a classification and measurement approach that reflects the business model for holding the financial assets and their cashflow characteristics. There are three main classes of financial assets measured at:

- Amortised cost
- Fair value through profit or loss (FVPL), and
- Fair value through other comprehensive income (FVOCI)

The PCC's business model is to hold investments to collect contractual cash flows. Financial assets are therefore classified as amortised cost, except for those whose contractual payments are not solely payment of principal and interest (i.e. where the cash flows do not take the form of a basic debt instrument).

Financial Assets Measured at Amortised Cost

Financial assets measured at amortised cost are recognised on the Balance Sheet when the PCC becomes a party to the contractual provisions of a financial instrument and are initially measured at fair value. They are subsequently measured at their amortised cost. Annual credits to the Financing and Investment Income and Expenditure line in the CIES for interest receivable are based on the carrying amount of the asset multiplied by the effective rate of interest for the instrument. For most of the financial assets held by the PCC, this means that the amount presented in the Balance Sheet is the outstanding principal receivable (plus accrued interest) and interest credited to the CIES is the amount receivable for the year in the loan agreement.

Any gains and losses that arise on the derecognition of an asset are credited or debited to the Financing and Investment Income and Expenditure line in the CIES.

Expected Credit Loss Model

The PCC recognises expected credit losses on all of its financial assets held at amortised cost, either on a 12-month or lifetime basis. The expected credit loss model also applies to lease receivables and contract assets. Only lifetime losses are recognised for trade receivables (debtors) held by the PCC.

Impairment losses are calculated to reflect the expectation that the future cash flows might not take place because the borrower could default on their obligations. Credit risk plays a crucial part in assessing losses. Where risk has increased significantly since an instrument was initially recognised, losses are assessed on a lifetime basis. Where risk has not increased significantly or remains low, losses are assessed on the basis of 12-month expected losses.

Government grants and contributions

All government grants are received in the name of the PCC. However, where grants and contributions are specific to expenditure incurred by the Chief Constable, they are recorded as income within the Chief Constable's accounts. Whether paid on account, by instalments or in arrears, government grants and third-party contributions and donations are recognised as due to the Group when there is reasonable assurance that:

- The Group will comply with the conditions attached to the payments, and
- The grants or contributions will be received.

Amounts recognised as due to the Group are not credited to the CIES until conditions attaching to the grant or contribution have been satisfied. Conditions are stipulations that specify that the future economic benefits or service potential embodied in the asset acquired using the grant or contribution are required to be consumed by the recipient as specified, or future economic benefits or service potential must be returned to the transferor.

Monies advanced as grants and contributions for which conditions have not been satisfied are carried in the Balance Sheet within creditors as government grants received in advance. When conditions are satisfied, the grant or contribution is credited to the relevant service line (attributable revenue grants / contributions) or Taxation and Non-Specific Grant Income (non-ring-fenced revenue grants and all capital grants) in the CIES.

Where capital grants are credited to the CIES, they are reversed out of the General Fund balance in the MiRS. Where the grant has yet to be used to finance capital expenditure, it is posted to the Capital Grants Unapplied Account. Where it has been applied, it is posted to the Capital Adjustment Account.

Investment policy

The PCC works closely with its external treasury advisors Link Treasury Services to determine the criteria for high quality institutions. The criteria for providing a pool of high-quality investment counterparties for inclusion on the PCC's 'Approved Authorised Counterparty List' is provided below:

- UK Banks which have the following minimum ratings from at least one of the three credit rating agencies:

UK Banks	Fitch	Standard & Poors	Moody's
Short Term Ratings	F1	A-1	P-1
Long Term Ratings	A-	A-	A3

- Non-UK Banks domiciled in a country which has a minimum sovereign rating of AA+ and have the following minimum ratings from at least one of the three credit rating agencies:

Non-UK Banks	Fitch	Standard & Poors	Moody's
Short Term Ratings	F1+	A-1+	P-1
Long Term Ratings	AA-	AA-	Aa3

- Part Nationalised UK Banks;
- The PCC's Corporate Banker (Lloyds Bank) – if the credit ratings of the PCC's Corporate Banker fall below the minimum criteria for UK Banks above, then cash balances held with that bank will be for account operation purposes only and balances will be minimised in terms of monetary size and time;
- Building Societies (which meet the minimum ratings criteria for UK Banks);
- Money Market Funds (which are rated AAA by at least one of the three major rating agencies);
- UK Government;
- Local Authorities, PCCs etc.

All cash invested by the PCC in 2022/23 was in Sterling deposits invested with banks and other institutions in accordance with the Approved Authorised Counterparty List.

Joint operations and joint assets

Joint operations are activities undertaken by the PCC or the Chief Constable in conjunction with other bodies, which involve the use of the assets and resources of the Group or the other body, rather than the establishment of a separate entity. The Group recognises on the PCC Balance Sheet the assets that it controls and the

liabilities that it incurs and debits and credits the relevant CIES with its share of the expenditure incurred and income earned from the activity of the operation.

Joint assets are items of property, plant and equipment that are jointly controlled by the Group and other bodies, with the assets being used to obtain benefits for these bodies. The joint operation does not involve the establishment of a separate entity. The Group accounts for only its share of the joint assets, and the liabilities and expenses that it incurs on its own behalf or jointly with others in respect of its interest in the arrangement.

Leases

Leases are classified as finance leases where the terms of the lease transfer substantially all the risks and rewards incidental to ownership of the property, plant or equipment from the lessor to the lessee. All other leases are classified as operating leases.

Where a lease covers both land and buildings, the land and buildings elements are considered separately for classification.

Arrangements that do not have the legal status of a lease but convey a right to use an asset in return for payment are accounted for under this policy where fulfilment of the arrangement is dependent on the use of specific assets.

The PCC as Lessee

Finance Leases

Property, plant and equipment held under finance leases is recognised on the Balance Sheet at the commencement of the lease at its fair value measured at the lease's inception (or the present value of the minimum lease payments, if lower). The asset recognised is matched by a liability for the obligation to pay the lessor. Initial direct costs of the PCC are added to the carrying amount of the asset. Premiums paid on entry into a lease are applied to writing down the lease liability. Contingent rents are charged as expenses in the periods in which they are incurred.

Lease payments are apportioned between:

- A charge for the acquisition of the interest in the property, plant or equipment – applied to write down the lease liability, and
- A finance charge (debited to the Financing and Investment Income and Expenditure line in the CIES).

Property, plant and equipment recognised under finance leases is accounted for using the policies applied generally to such assets, subject to depreciation being charged over the lease term if this is shorter than the asset's estimated useful life (where ownership of the asset does not transfer to the PCC at the end of the lease period).

The PCC is not required to raise council tax to cover depreciation or revaluation and impairment losses arising on leased assets. Instead, a prudent annual contribution is made from revenue funds towards the deemed capital investment in accordance with statutory requirements. Depreciation and revaluation and impairment losses are therefore substituted by a revenue contribution in the General Fund balance, by way of an adjusting transaction with the Capital Adjustment Account in the MiRS for the difference between the two.

Operating Leases

Rentals paid under operating leases are charged to the CIES as an expense of the services benefiting from use of the leased property, plant or equipment.

The PCC as Lessor

Where the PCC grants an operating lease over a property or an item of plant and equipment, the asset is retained in the Balance Sheet. Rental income is credited to the net cost of policing line in the CIES. Initial direct costs incurred in negotiating and arranging the lease are added to the carrying amount of the relevant asset and charged as an expense over the lease term on the same basis as rental income.

Private Finance Initiative (PFI) and similar contracts

PFI and similar contracts are agreements to receive services, where the responsibility for making available the property, plant and equipment needed to

provide the services passes to the PFI contractor. As the Group is deemed to control the services that are provided under its PFI scheme, and for the Police Investigation Centres (PICs) ownership of the property, plant and equipment will pass to the Group at the end of the contracts for no additional charge, the Group carries the assets used under the contracts on its Balance Sheet as part of Property, Plant and Equipment.

The original recognition of these assets at fair value (based on the cost to purchase the property, plant and equipment) was balanced by the recognition of a liability for amounts due to the scheme operator to pay for the capital investment. The liability was written down by the initial contribution.

Non-current assets recognised on the Balance Sheet are revalued and depreciated in the same way as property, plant and equipment owned by the Group.

The amounts payable to the PFI operators each year are analysed into five elements:

- Fair value of the services received during the year – debited to the Chief Constable's net cost of policing in the CIES.
- Finance cost – an interest charge on the outstanding Balance Sheet liability, debited to the Financing and Investment Income and Expenditure line in the CIES.
- Contingent rent – increases in the amount to be paid for the property arising during the contract, debited to the Financing and Investment Income and Expenditure line in the CIES.
- Payment towards liability – applied to write down the Balance Sheet liability towards the PFI operator (the profile of write-downs is calculated using the same principles as for a finance lease).
- Lifecycle replacement costs – these are included as part of the unitary payment such that the supplier absorbs any peaks and troughs throughout the life of the contract.

Provisions

Provisions are made where an event has taken place that gives the Group a legal or constructive obligation that probably requires settlement by a transfer of economic benefits or service potential, and a reliable estimate can be made of the amount of

the obligation. For instance, the Group may be involved in a court case that could eventually result in the making of a settlement or the payment of compensation.

Provisions are charged as an expense to the appropriate service line in the CIES in the year that the Group becomes aware of the obligation, and are measured at the best estimate at the balance sheet date of the expenditure required to settle the obligation, taking into account relevant risks and uncertainties.

When payments are eventually made, they are charged to the provision carried in the Balance Sheet. Estimated settlements are reviewed at the end of each financial year – where it becomes less than probable that a transfer of economic benefits will now be required (or a lower settlement than anticipated is made), the provision is reversed and credited back to the relevant service line.

Where some or all of the payment required to settle a provision is expected to be recovered from another party (e.g. from an insurance claim), this is only recognised as income for the relevant service if it is virtually certain that reimbursement will be received if the Group settles the obligation.

The insurance claims provision is maintained to meet the liabilities for claims received but for which the timing and/or the amount of the liability is uncertain. The Group self-insures part of the third party, motor and employer's liability risks. External insurers provide cover for large individual claims and to cap the total claims which have to be met from the provision in any insurance year. Charges are made to revenue to cover the external premiums and the estimated liabilities which will not be met by external insurers. Liability claims may be received several years after the event and can take many years to settle.

Contingent Liabilities

A contingent liability arises where an event has taken place that gives the Group a possible obligation whose existence will only be confirmed by the occurrence or otherwise of uncertain future events not wholly within the control of the Group. Contingent liabilities also arise in circumstances where a provision would otherwise be made but either it is not probable that an outflow of resources will be required or the amount of the obligation cannot be measured reliably.

Contingent liabilities are not recognised in the Balance Sheet but disclosed in a note to the accounts.

Reserves

The Group sets aside specific amounts as reserves for future policy purposes or to cover contingencies. Reserves are created by appropriating amounts out of the General Fund balance in the MiRS. When expenditure to be financed from a reserve is incurred, it is charged to the appropriate service in that year to score against the Surplus or Deficit on the Provision of Services in the CIES. The reserve is then appropriated back into the General Fund balance in the MiRS so that there is no net charge against council tax for the expenditure.

Certain reserves are kept to manage the accounting processes for non-current assets, financial instruments, retirement and employee benefits and do not represent usable resources for the PCC – these reserves are explained in the following paragraphs:

Revaluation Reserve

This reserve records the accumulated gains on non-current assets arising from increases in value, as a result of inflation or other factors (to the extent that these gains have not been consumed by subsequent downward movements in value). The reserve is also debited with amounts equal to the part of depreciation charges on assets that has been incurred, only because the asset has been revalued. The balance on this reserve for assets disposed is written out to the Capital Adjustment Account. The overall balance on this reserve thus represents the amount by which the current value of non-current assets carried in the Balance Sheet is greater because they are carried at revalued amounts rather than depreciated historic cost.

Capital Adjustment Account

This account accumulates (on the debit side) the write-down of the historical costs of non-current assets as they are consumed by depreciation and impairments or written off on disposal. It accumulates (on the credit side) the resources that have been set aside to finance capital expenditure. The balance on this account represents timing differences between the amount of the historical cost of the non-

The Police and Crime Commissioner for Suffolk

current assets that have been consumed and the amount that has been financed in accordance with statutory requirements.

Pension Reserve

The Pension Reserve absorbs the timing differences arising from the different arrangements for accounting for post-employment benefits and for funding benefits in accordance with statutory provisions. The PCC accounts for post-employment benefits in the CIES as the benefits are earned by employees accruing years of service, updating the liabilities recognised to reflect inflation, changing assumptions and investment returns on any resources set aside to meet the costs. However, statutory arrangements require benefits earned to be financed as the PCC and Chief Constable make employer's contributions to pension funds or eventually pay any pensions for which they are directly responsible. The debit balance on the Pensions Reserve therefore shows a substantial shortfall between the benefits earned by past and current employees and the resources the PCC and Chief Constable have set aside to meet them. The statutory arrangements will ensure that funding will have been set aside by the time the benefits come to be paid.

Value Added Tax

VAT payable is included as an expense or capitalised only to the extent that it is not recoverable from His Majesty's Revenue and Customs. VAT receivable is excluded from income. Where the VAT is irrecoverable it is included in the relevant service line of the Group's CIES, or if the expenditure relates to an asset, is capitalised as part of the value of that asset. Irrecoverable VAT is VAT charged which under legislation is not reclaimable.

Going Concern

The Code stipulates that the financial statements of local authorities that can only be discontinued under statutory prescription shall be prepared on a going concern basis. This assumption is made because local authorities carry out functions essential to the local community, and cannot be created or dissolved without statutory prescription. Transfers of services under combinations of public sector bodies do not negate the presumption that the financial statements shall be prepared

Group and PCC Statement of Accounts for the year ended 31 March 2023

on a going concern basis of accounting. However, in order to assist External Audit with establishing their going concern conclusion, a review of going concern is carried out by management. Refer to section 7 of the narrative report and Note 30 for detail of this review.

2. Accounting Standards That Have Been Issued But Have Not Yet Been Adopted

The Financial Statements have been prepared in accordance with the Code, which is based on International Financial Reporting Standards (IFRSs).

The amendments required to be adopted under the 2023/24 Code are:

- Definition of Accounting Estimates (Amendments to IAS 8) issued in February 2021.
- Disclosure of Accounting Policies (Amendments to IAS 1 and IFRS Practice Statement 2) issued in February 2021.
- Updating a Reference to the Conceptual Framework (Amendments to IFRS 3) issued in May 2020.

Note that this is based on the current position as agreed by CIPFA/LASAAC but the Code has not yet been subject to full due process so this might be subject to change.

Application of the Standards referred to above, as adopted by the Code, is required by 1 April 2023, and these standards will be initially adopted as at 1 April 2023, where applicable. The Code requires changes in accounting policy to be applied retrospectively unless alternative transitional arrangements are specified in the Code.

It is not expected that the adoption of any of the standards listed above will have a material effect on the 2023/24 financial statements.

Implementation of the new leasing standard, IFRS 16 Leases, had previously been deferred from 2020/21 for one year due to the impact of the Covid-19 global pandemic. However, due to the continued widespread impact of the pandemic, and resulting pressures on external audit and finance teams, the CIPFA/LASAAC Local Authority Accounting Code Board agreed to defer the implementation of this standard for a further three years in total. This will mean the effective date for implementation is now 1 April 2024. Local Government bodies can elect to implement the standard from 1 April 2022 if desired. The PCC for Suffolk intends to adopt this standard from 1 April 2024.

3. Critical Judgements in Applying Accounting Policies

In applying the accounting policies set out in Note 1, the PCC has had to make certain judgements about complex transactions or those involving uncertainty about future events. The critical judgements made in the statement of accounts are:

- The budget is set by the PCC and provides the Chief Constable with the authority to incur expenditure. There are still uncertainties about the future funding beyond 2023/24 in regard of what the PCC will receive from the government and limitations around the precept. The PCC and the Chief Constable are working together to mitigate the impact of the funding gap emerging over the period of the Medium-Term Financial Plan, the impact of which will be realised in the budget set by the PCC.
- The allocation of transactions and balances between the PCC and the Chief Constable has been set out in the Narrative Report to these accounts.
- The PCC has taken over the obligations arising from a PFI contract entered into by the former Police Authority. The 30 year PFI contract was for the provision of newly built Police Investigation Centres, title to the assets will be retained by the PCCs of both Norfolk and Suffolk on completion of the contract. Associated assets have been capitalised and treated “on Balance Sheet” as required by IFRS.
- The PCC has a significant number of assets including those under PFI arrangements. The PCC has the responsibility, control and risk in terms of the provision of those assets. Consequently, a critical judgement has been made to show any connected grant funding (e.g. for PFI), and the capital and financing costs of the provision of those assets in the PCC accounts. As the Chief Constable utilises the assets on a day-to-day basis, the officers and staff of the Chief Constable have responsibility for the use of the consumables, heating and lighting and so forth. Consequently, these costs are shown in the Chief Constable accounts including the service charges element of the PFI.

- Costs of pension arrangements require estimates assessed by independent qualified actuaries regarding future cash flows that will arise under the scheme liabilities. The assumptions underlying the valuation used for IAS19 reporting are the responsibility of the Group as advised by the actuaries. The financial assumptions are largely prescribed at any point and reflect market expectations at the reporting date. Assumptions are also made around the life expectancy of the UK population.
- In respect of the LGPS police staff pension costs, separate actuarial valuations have been carried out to provide the accounting entries for the PCC and the Chief Constable in 2022/23 and are reflected in the financial statements.
- Establishing the valuation of operational properties by monitoring the useful life of assets to identify where any changes to the depreciation charge are required during the year. Depreciation is a calculation based on asset value and expected useful life of the assets. If the useful life of an asset is reduced then the depreciation charge to the CIES will increase.
- To improve the efficient use of publicly owned buildings, the PCC and other local government bodies engage in the shared use of key sites. This includes fire stations, where sites have been redeveloped to accommodate police stations and offices. The PCC has made significant financial contributions to these development projects. Rights to access the land and shared areas are granted through leasehold arrangements. Many of the leases contain options to break by both parties at regular dates throughout the lease terms and as such are classified as operating leases for accounting purposes. The capital contributions made by the PCC are however protected by clauses that require the lessor to repay to the lessee the capital contributions made, less depreciation, in the event of the lessor issuing a break notice. The PCC therefore receives the full benefit of the contributions made, either by use of the asset throughout the full term of the lease or by way of a repayment of the contribution made. As such the

Group and PCC Statement of Accounts for the year ended 31 March 2023
contributions to the redevelopments made are de facto assets and have been capitalised and depreciated over the full lease term as there is no current intention by the PCC to issue an early option to break notice. As the value and associated cash flow of these assets are linked to the depreciated historic cost, the valuers consider depreciated historic cost as an appropriate proxy for current value.

5. Intra-group Funding Arrangement Between the PCC and Chief Constable

The background and principles that underpin the accounting arrangements and create the need for an intra-group adjustment have been set out in the Narrative Report.

The PCC received all funding on behalf of the Group; at no time, under the current arrangements, does the Chief Constable hold any cash or reserves. However, it is felt that to accurately represent the substance of the financial impact of the day-to-day control exercised by the Chief Constable over policing it is necessary to capture the costs associated with this activity in the Chief Constable's CIES. A consequence of this is that the employment liabilities associated with police officers and police staff are also contained in the Chief Constable's CIES and the accumulative balances are held on the Chief Constable's Balance Sheet. All other assets and liabilities are held on the PCC's Balance Sheet.

Whilst no actual cash changes hands the PCC has undertaken to fund the resources consumed by the Chief Constable. The PCC effectively makes all payments from the Police Fund. To reflect this position in the Accounts, funding from the PCC offsets cost of service expenditure contained in the Chief Constable's CIES. This intra-group adjustment is mirrored in the PCC's CIES. The financial impact associated with the costs of the employment liabilities are carried on the balance sheet in accordance with the Code and added to the carrying value of the pensions liability and accumulated absences liability.

6. Notes to the Expenditure and Funding Analysis

Adjustments between the CIES and the General Fund – Group

Adjustment for Capital Purposes	Net Change for the Pensions Adjustments	Other Differences	Total Adjustments		Adjustment for Capital Purposes	Net Change for the Pensions Adjustments	Other Differences	Total Adjustments
£000	£000	£000	2021/22 £000		£000	£000	£000	2022/23 £000
Year Ended 31 March								
-	29,716	(35)	29,682	Constabulary	-	18,977	(80)	18,896
5,250	144	-	5,394	Office of the PCC	7,399	130	-	7,529
-	-	-	-	- PCC commissioning	-	-	-	-
5,250	29,861	(35)	35,076	Net Cost of Police Services	7,399	19,106	(80)	26,425
(4,739)	13,665	(1,886)	7,040	Other income and expenditure	(5,985)	23,759	415	18,189
511	43,526	(1,921)	42,116	Difference between General Fund Deficit / (Surplus) & CIES Deficit / (Surplus)	1,413	42,866	335	44,614

Adjustments between the CIES and the General Fund – PCC

Adjustment for Capital Purposes	Net Change for the Pensions Adjustments	Other Differences	Total Adjustments		Adjustment for Capital Purposes	Net Change for the Pensions Adjustments	Other Differences	Total Adjustments
£000	£000	£000	2021/22 £000		£000	£000	£000	2022/23 £000
Year Ended 31 March								
5,250	144	-	5,394	Office of the PCC	7,399	130	-	7,529
-	-	-	-	- PCC commissioning	-	-	-	-
5,250	144	-	5,394	Net Cost of Police Services	7,399	130	-	7,529
(4,739)	23	(1,886)	(6,602)	Other income and expenditure	(5,985)	25	415	(5,546)
511	167	(1,886)	(1,208)	Difference between General Fund Deficit / (Surplus) & CIES Deficit / (Surplus)	1,413	155	415	1,983

Expenditure and Income Analysed by Nature

Total Constab' £000	Total Office of the PCC £000	Total PCC's Comm' £000	Total Group 2021/22 £000	Total PCC 2021/22 £000		Total Constab' £000	Total Office of the PCC £000	Total PCC's Comm' £000	Total Group 2022/23 £000	Total PCC 2022/23 £000
					Expenditure					
145,924	844	-	146,767	844	Employee benefits expenses	143,546	823	-	144,369	823
24,529	2,278	2,311	29,119	4,590	Other service expenditure	24,457	2,897	2,553	29,907	5,450
-	5,250	-	5,250	5,250	Depreciation, amortisation, impairment	-	7,399	-	7,399	7,399
31,690	23	-	31,713	23	Net pensions interest cost	41,652	25	-	41,677	25
-	2,444	-	2,444	2,444	Interest payments	-	2,553	-	2,553	2,553
-	1	-	1	1	Losses from derecognition of financial assets carried at amortised cost	-	2	-	2	2
					Loss on the disposal of assets	-	54	-	54	54
202,143	10,840	2,311	215,295	13,152	Total Expenditure	209,654	13,753	2,553	225,961	16,307
					Income					
(8,708)	(134)	(25)	(8,867)	(159)	Fees, charges and other service income	(6,940)	(164)	-	(7,104)	(164)
-	(36)	-	(36)	(36)	Interest and investment income	-	(690)	-	(690)	(690)
					- Gain from derecognition of financial assets carried at amortised cost					
-	(63)	-	(63)	(63)	Gain on the disposal of assets	-	-	-		
-	(61,492)	-	(61,492)	(61,492)	Income from council tax	-	(64,851)	-	(64,851)	(64,851)
(2,513)	(102,793)	(1,444)	(106,750)	(104,237)	Government grants and contributions	(2,596)	(107,478)	(1,755)	(111,829)	(109,234)
(11,221)	(164,517)	(1,469)	(177,207)	(165,986)	Total Income	(9,535)	(173,184)	(1,755)	(184,475)	(174,939)
190,922	(153,677)	842	38,088	(152,834)	Deficit / (Surplus) on the Provision of Services	200,119	(159,431)	798	41,486	(158,633)
				147,599	Intra Group Funding (PCC Only)					157,487
190,922	(153,677)	842	38,088	(5,235)	Deficit / (Surplus) on the Provision of Services after Intra Group Funding	200,119	(159,431)	798	41,486	(1,145)

7. Government Grants

The following Government grants and contributions were credited to the CIES during the year:

	Group		PCC	
	2022/23 £000	2021/22 £000	2022/23 £000	2021/22 £000
Credited to Taxation and Non Specific Grant Income				
General police grant	50,148	47,279	50,148	47,279
Council tax support grant	4,891	4,891	4,891	4,891
Council tax freeze grant	1,895	1,895	1,895	1,895
Council tax income compensation grant	-	(52)	-	(52)
Capital grants and contributions	185	192	185	192
Former DLUHC funding	27,401	25,868	27,401	25,868
Precepts	64,851	61,492	64,851	61,492
	149,371	141,564	149,371	141,564
Credited to Other Operating Expenditure				
Home Office contribution to police pensions	17,918	18,048	17,918	18,048
	17,918	18,048	17,918	18,048
Credited to Services				
Police incentivisation	208	255	-	-
Specific grant for police pension	1,163	1,163	-	-
PFI grant	2,733	2,733	2,733	2,733
Other specific grants	5,289	4,478	4,063	3,383
	9,392	8,628	6,796	6,116

Other specific grants credited to services for the Group include: £1.656m Operation Uplift and a £1.5m Ministry of Justice Grant, the latter was wholly credited to services for the PCC.

8. Employees' Remuneration

The numbers of employees and senior police officers (at rank of Chief Superintendent and above at any point during the year) whose remuneration exceeded £50k in 2022/23 were as follows:

Group		Remuneration	PCC	
2022/23	2021/22		2022/23	2021/22
19	17	£50,000 - £54,999	2	2
10	9	£55,000 - £59,999	1	1
3	6	£60,000 - £64,999	-	1
1	1	£65,000 - £69,999	-	-
3	2	£70,000 - £74,999	1	1
2	1	£80,000 - £84,999	-	-
1	-	£85,000 - £89,999	-	-
-	1	£90,000 - £94,999	-	-
3	4	£95,000 - £99,999	-	-
1	-	£100,000 - £104,999	-	-
-	1	£105,000 - £109,999	-	-
1	1	£110,000 - £114,999	-	-
2	1	£115,000 - £119,999	1	1
1	1	£125,000 - £129,999	-	-
-	1	£130,000 - £134,999	-	-
1	-	£150,000 - £154,999	-	-
-	1	£160,000 - £164,999	-	-

"Remuneration" is defined, by regulation, as "all amounts paid to or receivable by an employee and includes sums due by way of expenses allowance (so far as those sums are chargeable to United Kingdom income tax) and the estimated money value of any other benefits received by an employee otherwise than in cash."

In addition to the above the Accounts and Audit Regulations 2015 require a detailed disclosure of employees' remuneration for relevant police officers, those holding statutory office and other persons with a responsibility for management of the OPCC.

The Police and Crime Commissioner for Suffolk

The officers listed in the following table are also included in the above banding disclosure note.

	Salaries Fees and Allowances £000	Employers Pension Contributions £000	Benefits £000	Total £000
2022/23				
Position held				
Chief Constable - Stephen Jupp (to 4.9.22)	84	-	-	84
Chief Constable - Rachel Kearton (from 13.12.22)	153	43	-	196
Temporary Chief Constable (5.9.22 to 12.12.22)				
Deputy Chief Constable (to 4.9.22)				
Temporary Deputy Chief Constable (from 5.9.22)	129	38	-	167
Assistant Chief Constable (to 4.9.22)				
Temporary Assistant Chief Constable	119	29	-	148
Assistant Chief Constable (from 26.9.22)	105	31	6	142
Assistant Chief Officer	112	22	-	134
Police and Crime Commissioner	73	15	-	88
Chief Executive (PCC)	118	25	-	143
Chief Finance Officer (PCC) - 0.6 FTE (from 13.7.22)	36	8	-	44
2021/22				
Position held				
Chief Constable - Stephen Jupp	162	-	-	162
Deputy Chief Constable	135	38	-	173
Assistant Chief Constable	126	37	-	163
Temporary Assistant Chief Constable (from 14.6.21)	109	28	-	137
Assistant Chief Officer	111	22	-	133
Police and Crime Commissioner	71	15	-	86
Chief Executive (PCC)	116	25	-	141
Chief Finance Officer (PCC) - 0.8 FTE (to 11.2.22)	64	14	-	78

During 2022/23, a Suffolk Constabulary officer acted as a Temporary ACC until 4.9.22 in a joint capacity, Norfolk Constabulary contributed 56.4% towards the cost of this post.

From 5.9.22 a chief officer from Norfolk Constabulary acted as an Assistant Chief Constable (ACC), Suffolk Constabulary contributed 43.6% towards the cost of this post.

Group and PCC Statement of Accounts for the year ended 31 March 2023

From 26.9.22 a Suffolk Officer acted as an Assistant Chief Constable for the ERSOU Collaboration, other participating forces contribute towards the cost of this post.

The Regulations also require disclosure of compensation for loss of employment and other payments to relevant police officers. No amounts were paid to the above officers in respect of these categories.

Exit Packages

The number of exit packages with total cost per band and total cost of the compulsory and other redundancies are set out in the table below.

Exit Package Cost Band including Special Payments £000	Number of Compulsory Redundancies		Number of Other Agreed Departures		Total Number of Exit Packages		Total Value of Exit Packages £000	
	2022/23	2021/22	2022/23	2021/22	2022/23	2021/22	2022/23	2021/22
0 - 20	11	-	-	-	1	1	108	5
20 - 40	1	-	-	-	-	-	23	-
40 - 60	3	-	-	-	3	-	166	-
80 - 100	1	-	-	-	1	-	94	-
	16	-	-	-	1	1	391	5

9. Related Party Transactions

The PCC is required to disclose material transactions with bodies or individuals that have the potential to control or influence the PCC or to be controlled or influenced by the PCC.

During 2022/23 there were no material related party transactions involving officers of the PCC or senior officers of the Constabulary, other than those included under employees remuneration set out in Note 8 of these financial statements. The PCC and other senior officers have been written to requesting details of any related party transactions and there are no disclosures.

Central Government has effective control over the general operations of the PCC, it is responsible for providing the statutory framework within which the PCC operates, provides the majority of its funding and prescribes the terms of many of the transactions that the PCC has with other parties. Income from central government is set out in Note 7 of these financial statements.

Norfolk and Suffolk Constabularies have implemented significant collaborative arrangements, these are fully disclosed in Note 10.

No other material transactions with related parties have been entered into except where disclosed elsewhere in the accounts.

10. Collaborative Arrangements

Local Collaboration

Both Norfolk and Suffolk Constabularies are collaborating extensively across a range of service areas. At the point where collaborative opportunities are identified as able to deliver efficiencies, savings or improved service then the PCC is required to give their approval to collaborate. This is recognised by Norfolk and Suffolk alike.

The Collaboration Panel for Norfolk and Suffolk, as described in the Scheme of Governance and Consent provides an opportunity for the counties' respective PCCs to consider issues of mutual interest and discharge the governance responsibilities of the PCCs. The agreed shared costs of fully collaborated units that arose during the year was as follows:

	Business Support £000	Justice Services £000	Protective Services £000	County Policing £000	Total £000
2022/23					
Suffolk PCC	21,714	12,966	17,351	539	52,570
Norfolk PCC	28,089	16,773	22,444	697	68,003
Total shared running costs	49,803	29,739	39,795	1,236	120,573
2021/22					
Suffolk PCC	19,983	12,217	16,227	555	48,982
Norfolk PCC	26,167	15,998	21,249	726	64,141
Total shared running costs	46,150	28,215	37,477	1,281	113,123

Regional Collaboration

Collaboration within the region has been pursued for a number of years. Since the introduction of PCCs, the six PCCs from the region have met quarterly as a group with their Chief Constables and Chief Executives. All collaborations that have been entered into have a collaboration agreement which specifies the formalities of the collaboration arrangements in relation to specific collaborations.

Since October 2015 the six police areas in the Region have been joined by Kent in the 7Force Strategic Collaboration Programme. This has been formalised in a

The Police and Crime Commissioner for Suffolk

collaboration agreement entered into between the PCCs and Chief Constables of the seven police areas. The agreement is for an indefinite duration.

The net expenditure incurred by each force in relation to ERSOU (Eastern Region Specialist Operation Unit) is as follows:

	Total 2022/23 £000	Total 2021/22 £000
Operating costs	29,421	23,785
Specific Home Office grant	(10,479)	(6,785)
Total deficit for the year	18,942	17,000
Contributions from forces:		
Bedfordshire	(2,357)	(1,951)
Cambridgeshire	(2,974)	(2,503)
Essex	(2,808)	(1,895)
Hertfordshire	(4,233)	(3,544)
Kent	(3,268)	(2,309)
Norfolk	(3,355)	(2,819)
Suffolk	(2,590)	(2,148)
Deficit for the year	(2,641)	(169)

7F Commercial Services

The business case to collaborate 7F Commercial Services was agreed at the Eastern Region Summit on 10 July 2018.

Since 2019/20, procurement services across the seven forces; Bedfordshire, Cambridgeshire, Essex, Hertfordshire, Kent, Norfolk and Suffolk have been collaborated to a single 7Force Procurement function. This is the first full seven force function to go live across the Eastern Region.

As a partnership of seven forces, this will create the second largest contracting body in police procurement nationally. This provides greater economies of scale and better presence and 'buying power' for value for money contracts in the market place.

Group and PCC Statement of Accounts for the year ended 31 March 2023

The 7F Commercial Services vision is to enable the delivery of an effective Police service and provide support for victims of crime in the eastern region by procuring and managing a high quality, value for money supply chain.

The net expenditure incurred by each force is as follows:

	Total 2022/23 £000	Total 2021/22 £000
Operating costs	3,869	2,248
Contributions from forces:		
Bedfordshire	509	187
Cambridgeshire	198	240
Hertfordshire	689	340
Essex	740	488
Kent	592	517
Norfolk	753	270
Suffolk	388	206
	3,869	2,248

National Collaboration

National Police Air Service

West Yorkshire Police is the lead force for the National Police Air Service (NPAS). During 2012/13 all owned airframes (including the one owned by the former Suffolk Police Authority) transferred to the ownership of the PCC for West Yorkshire while leased airframes remained in the ownership of the lessor but the lease costs transferred.

The PCCs retained ownership of all freehold airbases, but some leases for airbases were novated to the Commissioner for West Yorkshire.

Police staff engaged in provision of the service were employed by the PCC and police officers were seconded to West Yorkshire Police. Expenditure relating to NPAS incurred by forces will be charged to West Yorkshire and they will charge

forces for the service. The Home Office provides a capital grant to cover the capital investment required.

The service is governed by a section 22A collaboration agreement and is under the control of a strategic board made up of Commissioners and Chief Constables from each region. The Board determines the budget and the charging policy and monitors performance.

During the year £0.152m (2021/22 £0.117m) was payable to West Yorkshire PCC in respect of the NPAS service provided. At 31 March 2023, West Yorkshire PCC owed Suffolk PCC £0.158m (31 March 2022 £0.36m) in respect of the Suffolk airframe. The balance is due to be paid in annual instalments up until 2024/25.

11. Council Tax

The Suffolk district and borough councils are required to collect the amount of council tax determined by the PCC for policing the county. In 2022/23 the precept, including the estimated 2021/22 collection fund surplus, was paid to the PCC during the year and amounted to £64.9m distributed as shown below. The Code requires that Council Tax income included in the CIES for the year should be prepared on an accruals basis. The cash received from the billing authorities is therefore adjusted for the PCC's share of the outturn opening and closing balances on the Collection Fund. These adjustments are however then taken to the Collection Fund Adjustment Account and included as a reconciling item in the MiRS to ensure that only the statutory amount is credited to the General Fund.

The figures credited to the CIES are broken down as follows:

2021/22	Received from Billing Authority	Outturn surplus/(deficit) on Collection Fund at		Total
		31.3.22	31.3.23	
£000	£000	£000	£000	£000
8,131 Babergh District Council	8,746	80	4	8,670
21,201 East Suffolk Council	22,290	354	364	22,300
9,231 Ipswich Borough Council	9,692	(19)	(33)	9,679
9,146 Mid Suffolk District Council	9,901	295	188	9,794
13,782 West Suffolk Council	14,637	569	340	14,409
61,492	65,266	1,278	863	64,851

The Code also requires the PCC to account for its share of net council tax arrears and prepayments within the Balance Sheet. This is offset within the Balance Sheet by an associated balance that reflects the difference between the net attributable share of cash received by the billing authorities from council tax debtors / creditors and the amounts paid to the PCC. The amounts owed to / from billing authorities in respect of council tax at the year-end were as follows:

12. External Audit Fees

The Group fees payable in respect of external audit services were as follows:

Balance at 31.3.22 £000	Collection Fund Asset/ (Liability) £000	Net Arrears £000	Prepayments £000	Balance at 31.3.23 £000
100 Babergh District Council	(4)	204	(67)	132
(665) East Suffolk Council	(364)	325	(663)	(702)
481 Ipswich Borough Council	33	624	(149)	508
(129) Mid Suffolk District Council	(188)	202	(90)	(76)
(489) West Suffolk Council	(340)	520	(424)	(244)
(701)	(863)	1,875	(1,394)	(382)

2021/22 £000	2022/23 £000
The Group has incurred the following costs in relation to the audit of the Statement of Accounts:	
24 The PCC for Suffolk	33
5 The PCC 2019/20 scale fee variations	-
22 The PCC 2020/21 scale fee variations	-
12 The Chief Constable of Suffolk	17
2 The Chief Constable 2019/20 scale fee variations	-
9 The Chief Constable 2020/21 scale fee variations	-
74	50

The PCC fees payable in respect of external audit services are identified separately in the above table.

The scale fee set by PSAA has been reduced by £2.6k (£1.7k for the PCC and £0.9k for the Chief Constable), this has not been received as a cash rebate. The net value is payable to the external auditors. In 2021/22 a cash rebate was received from PSAA to the value of £7.1k (£4.8k for the PCC, £2.3k for the Chief Constable).

No audit fees have been payable for non-audit work.

13. Non-Current Assets**Property, Plant and Equipment**

Land and buildings	Vehicles plant and under construction	Assets under construction	Total		Land and buildings	Vehicles plant and under construction	Assets under construction	Surplus assets	Total
£000	£000	£000	£000		£000	£000	£000	£000	£000
Movements in 2021/22					Movements in 2022/23				
Historic cost or revaluation									
46,884	21,271	969	69,124	Balance at 1 April	49,740	23,162	1,378	-	74,279
757	-	(944)	(187)	Reclassifications	1,637	54	(2,042)	266	(85)
449	2,995	1,353	4,796	Additions	1,283	3,165	848	-	5,296
-	(1,104)	-	(1,104)	Derecognition - disposals	-	(702)	-	-	(702)
1,650	-	-	1,650	Revaluation gains / (losses)	4,766	-	-	334	5,100
49,740	23,162	1,378	74,279	Balance at 31 March	57,426	25,678	183	600	83,888
Depreciation and impairments									
1,869	10,620	-	12,489	Balance at 1 April	1,841	12,728	-	-	14,569
-	-	-	-	Reclassifications	(2)	-	-	2	-
(1,593)	-	-	(1,593)	Depreciation written out on revaluation	(1,049)	-	-	(2)	(1,051)
-	(997)	-	(997)	Derecognition - disposals	-	(584)	-	-	(584)
1,565	3,105	-	4,670	Depreciation for the year	1,707	3,193	-	-	4,900
1,841	12,728	-	14,569	Balance at 31 March	2,497	15,336	-	-	17,833
45,015	10,650	969	56,635	Opening net book value	47,899	10,434	1,378	-	59,711
47,899	10,434	1,378	59,711	Closing net book value	54,930	10,342	183	600	66,055

Revaluation movements above are reflected in the CIES as follows:

(139)	Charged / (credited) to the Net Cost of Services	1,835
(3,104)	Charged / (credited) to Other Comprehensive Income and Expenditure	(7,987)
(3,242)		(6,151)

Assets under construction are assets that are not yet operationally complete, the balance at 31 March 2023 relates to IT Systems.

Included in land and buildings is land at Bury St Edmunds on which a Police Investigation Centre (PIC) has been built. Although the PCC has legal title to the land, it only owns 70% of the beneficial interest in the land, the remaining 30% is owned by Norfolk PCC, who is co-occupier of the centre. Therefore only 70% of the current value of the land is

included in the table above, amounting to £970k. The PCC also paid 50% of the cost of land purchased by Norfolk PCC at Great Yarmouth, the current value of this land in the balance sheet amounts to £315k. In addition, the PCC owns 68.9% of the freehold interest in the Stowmarket Hub, Suffolk County Council owns the remaining share. The PCC's share of the value of the site at the year-end was £1.028m.

The depreciation and amortisation policy is set out in Note 1. Assets have been depreciated on a straight-line basis over their economic useful lives.

Intangible Assets

Software licences and IT systems	Software licences and IT systems
£000	£000
31 March 2022	31 March 2023
Historic cost or revaluation	
8,034 Balance at 1 April	8,268
318 Reclassifications	85
214 Additions	170
(298) Derecognition - disposals	-
8,268 Balance at 31 March	8,524
Amortisation	
6,137 Balance at 1 April	6,596
719 Amortisation for the year	664
(259) Derecognition - disposals	-
6,596 Balance at 31 March	7,260
1,897 Opening net book value	1,672
1,672 Closing net book value	1,264

Valuations

Land and buildings

The freehold and leasehold properties of the PCC's property portfolio are individually valued as part of a rolling 5 year programme. The valuations, which are carried out by the PCC's professional advisors, NPS. NPS are property consultants, and the valuations are in accordance with their appraisal and valuation manual. Their valuer is a qualified member of the Royal Institute of Chartered Surveyors (RICS).

In order to calculate buildings depreciation the valuers have provided separate valuations for the land and building elements of each property valuation. The valuers also provide an estimate of the remaining economic useful life of the assets. They are also asked to carry out an annual desktop assessment of the remaining properties on which no formal valuation was carried out in the year, reporting if there is a material movement on asset values in the year.

Plant and machinery which are part of the building or property (for example, central heating systems) have been included in valuations. This is in accordance with appendices to Practice Statements of the RICS appraisal and valuation manual. Moveable plant, machinery, fixtures and fittings, which do not form part of the building, have been excluded from the valuations of land and buildings.

Non specialised operational properties were valued on the basis of existing use value (EUV). Specialised operational properties should also be valued on an EUV basis, or where this could not be assessed because there was no market for the subject asset, they were valued on a depreciated replacement cost basis.

Vehicles, Plant and Equipment and Software Licences

Vehicles, plant and equipment and software licences are valued at depreciated historic cost as a proxy for current value.

The breakdown of the property, plant and equipment current value by valuation basis at the year-end is as follows:

	Other land and buildings £000	Vehicles plant and equipment £000	Assets under con- struction £000	Surplus assets £000	Total £000
Carried at historical cost	2,951	10,342	183	-	13,476
Valued at fair value during year ended:					
31 March 2023	45,914			600	46,514
31 March 2022	930	-	-	-	930
31 March 2021	1,989	-	-	-	1,989
31 March 2020	1,543	-	-	-	1,543
31 March 2019	1,602	-	-	-	1,602
Balance at 31 March 2023	54,930	10,342	183	600	66,055

14. Financing of Capital Expenditure

Capital financing is accounted for on an accruals basis. The sources of capital finance in 2022/23 are set out below.

2021/22 £000	2022/23 £000
34,983	35,372
Capital investment	
214	170
3,443	4,448
1,353	848
Sources of finance	
-	(63)
(138)	(73)
(3,677)	(4,826)
(807)	(1,028)
35,372	34,847
Explanation of movements in year	
388	(525)
388	(525)

The Minimum Revenue Provision (MRP) is a mechanism to set aside revenue funds for the redemption of debt. The Local Authorities (Capital Finance and Accounting) Regulations 2015 are issued under Section 21 of the Local Government Act 2003 and now allow authorities a variety of options in calculating their MRP. The options chosen were that MRP calculated using Option 2 be used for capital expenditure up to and including 31 March 2008 and Option 3 for all capital expenditure thereafter using the equal instalment method until 2018/19 and the annuity method from 2019/20. Option 3 results in MRP charged over the assets remaining useful life. Accounting for PFIs and Finance Leases require that on balance sheet assets are also funded through MRP, the amount charged is equivalent to the capital element of the liability repaid during the year. The total amount charged to MRP in 2022/23 was £1,028k (2021/22 - £807k).

15. Private Finance Initiative

On 23 February 2010 Norfolk and Suffolk Police Authorities signed a 30 year PFI contract to construct and operate six Police Investigation Centres (PICs) within the two counties. Three of the PICs are shared, two between Norfolk and Suffolk and one between Norfolk and Cambridgeshire. In addition Norfolk operates a further two sites and Suffolk a further one. The land percentage splits on the Norfolk and Suffolk shared sites and the associated land values are disclosed in Note 13.

Norfolk and Suffolk PCCs are committed to making payments under the contract for the financial years 2010/11 to 2040/41. The actual payment split between the two counties will depend on site allocation and associated service delivery. The first PIC became operational on 28 February 2011 at Aylsham, Norfolk. The remaining PICs became operational in 2011/12.

Under the contract the PCC shares in the benefits and obligations arising from the contractual assets on a pre-determined percentage based on the number of cells assigned to each force. A summary of the sites, their initial contract capital values and the respective PCC interest in each site is shown in the adjacent table:

Sites and opening dates	Norfolk Cells	Suffolk Cells	Capital	Historic Cost in Suffolk	
			Contract Value £000	31.3.23 £000	31.3.22 £000
Aylsham - 28.2.11	8	-	6,967	-	-
Wymondham - 4.4.11	30	-	11,398	-	-
Kings Lynn - 25.4.11	24	-	10,749	-	-
Ipswich - 6.6.11	-	30	12,012	12,012	12,012
Bury St Edmunds - 4.7.11	8	16	10,621	7,081	7,081
Gt Yarmouth - 7.11.11	15	15	12,680	6,340	6,340
	85	61	64,427	25,433	25,433

The PCC makes an agreed payment each year, which can be reduced if the contractor fails to meet availability and performance standards in any one year but which is otherwise fixed, however 31.5% of the charge is increased annually by inflation (RPIX). Suffolk's share of the estimated payments remaining to be made under the PFI contract at 31 March 2023 (excluding availability / performance deductions) are shown in the adjacent table:

	Revenue Services £000	Capital Payments £000	Interest £000	Contingent Rent £000	Total £000
Payable in 2023/24	1,289	708	1,900	97	3,995
Payable within two to five years	7,617	1,974	7,052	(247)	16,395
Payable within six to ten years	9,631	4,486	7,409	(16)	21,510
Payable within eleven to fifteen years	9,798	7,497	4,938	544	22,777
Payable within sixteen to twenty years	7,813	5,675	993	(551)	13,930
	36,149	20,340	22,292	(174)	78,607

	2022/23 £000	2021/22 £000
Balance outstanding at the beginning of the year	21,006	21,448
Capital repayments during the year	(665)	(442)
Balance outstanding at year end	20,340	21,006

The net book value of the assets capitalised as part of the PFI contract is per the adjacent table:

	2022/23 £000	2021/22 £000
Net book value at the beginning of the year	20,627	20,295
Depreciation during the year	(1,149)	(902)
Revaluations during the year	5,529	1,235
Net book value at the end of the year	25,007	20,627

Although the payments made to the contractor are described as unitary payments, they have been calculated to compensate the contractor for the fair value of the services they provide, the capital expenditure incurred and the interest payable whilst the capital remains to be reimbursed. The movement in the capital liability on the Suffolk PCC Balance Sheet during the year is per the table opposite.

16. Retirement Benefits

Participation in pension schemes

Pension and other benefits are available to all PCC and Constabulary personnel under the requirements of statutory regulations. Four defined benefit pension schemes are operated:

- a) The Local Government Pension Scheme (LGPS) for PCC and Constabulary police staff, administered by Suffolk County Council – this is a funded defined benefit scheme, meaning that the employers and employees pay contributions into a fund. Contributions are calculated at a level intended to balance the pension liabilities with investment assets.

From April 2014 the LGPS changed to a career average defined benefit scheme, so that benefits accrued are worked out using the employee's pay each scheme year rather than the final salary. This applies to all membership which builds up from 1 April 2014, but all pensions in payment or built up before April 2014 are protected. Employee contributions are determined by reference to actual pensionable pay and are tiered between 5.5% and 12.5%.

- b) The Police Pension Scheme (PPS) for police officers who joined before April 2006. The employee contributions are 14.25%-15.05% of salary and maximum benefits are achieved after 30 years' service. Contribution rates are dependent on salary.
- c) The New Police Pension Scheme (NPPS) for police officers who either joined from April 2006 or transferred from the PPS. The employee contributions are 11.00%-12.75% of salary and maximum benefits are achieved after 35 years' service. Contribution rates are dependent on salary.
- d) The Police Pension 2015 Scheme for police officers, is a Career Average Revalued Earnings (CARE) scheme, for those who either joined from April 2015 or transferred from the PPS or the NPPS. The employee contributions are 12.44%-13.78% of salary and the Normal Pension Age is 60 although there are protections for eligible officers to retire earlier. Contribution rates are dependent on salary.

All police pension schemes are unfunded defined benefit schemes, meaning that there are no investment assets built up to meet pension liabilities. Employees' and employer's contribution levels are based on percentages of pensionable pay set nationally by the Home Office and are subject to triennial revaluation by the Government Actuary's Department. The actuarial valuation has set the employer contribution rate for all three police pension schemes from 1 April 2019 as 31% of pensionable pay. A pensions top-up grant from the Home Office is received which funds contributions to a level of 21.3% and in 2022/23 a specific grant of £1.2m was received to part fund the cost of the recent change in contribution rates. The CIES meets the costs of injury awards and the capital value of ill-health benefits.

The PCC is also required to maintain a Police Pension Fund Account. Employer and employee contributions are credited to the account together with the capital value of ill-health retirements and transfer values received. Pensions and other benefits (except injury awards) and transfer values paid are charged to this account. If the account is in deficit at 31 March in any year, the Home Office pays a top-up grant to partially cover it. If there is a surplus on the account, then that has to be paid to the Home Office.

Transactions relating to post-employment benefits

The cost of retirement benefits are recognised in the reported Cost of Services when they are earned by employees, rather than when the benefits are eventually paid as pensions. However, the charge required against council tax is based on the cash payable in the year, so the real cost of retirement is reversed out of the General Fund in the MiRS.

The note below contains details of the Group's operation of the Local Government Pension Scheme (administered by Suffolk County Council) and the Police Pension Schemes in providing police staff and police officers with retirement benefits. In addition, the Group has arrangements for the payment of discretionary benefits to certain retired employees outside of the provisions of the schemes.

The following transactions have been made in the CIES and the General Fund via the MiRS during the year:

	Group				PCC	
	LGPS		Police Pension Schemes		LGPS	
	2022/23 £000	2021/22 £000	2022/23 £000	2021/22 £000	2022/23 £000	2021/22 £000
Comprehensive Income and Expenditure Statement						
Cost of services						
Current service costs	13,849	15,939	28,650	36,050	239	256
Past service costs	201	-	-	-	-	-
Financing and investment income and expenditure						
Net interest expense	1,917	2,043	39,760	29,670	25	23
Total post employment benefit charges to the Deficit on the Provision of Service	15,967	17,982	68,410	65,720	264	279
Other post employment benefit charged to the CIES						
Return on plan assets (excluding the amount included in the net interest expense)	8,028	(18,757)	-	-	200	(478)
- Actuarial (gains) / losses arising from changes in demographic assumptions	(1,845)	364	(24,030)	-	(48)	(183)
- Actuarial (gains) / losses arising from changes in financial assumptions	(131,195)	(21,121)	(493,190)	(19,140)	(2,373)	(368)
- Other	17,206	(1,032)	83,435	8,858	321	610
	(107,806)	(40,546)	(433,785)	(10,282)	(1,900)	(419)
Total post employment benefit charged to the CIES	(91,839)	(22,564)	(365,375)	55,438	(1,636)	(140)
Movement in Reserves Statement (MiRS):						
Reversal of net charges made to the CIES for post employment benefits in accordance with the Code	91,839	22,564	365,375	(55,438)	1,636	140
Actual amount charged against the General Fund Balance for pensions in the year:						
Employers' contributions charged to the general fund	6,785	6,309	34,725	33,868	109	112
Retirement benefits payable to pensioners	(4,938)	(4,980)	(41,395)	(40,358)	(103)	(141)

Assets and liabilities in relation to retirement benefits

	Group						PCC	
	Local Government Pension Scheme		Police Pension Schemes		Total Pension Schemes		Local Government Pension Scheme	
	2022/23	2021/22	2022/23	2021/22	2022/23	2021/22	2022/23	2021/22
	£000	£000	£000	£000	£000	£000	£000	£000
Present value of liabilities	(214,347)	(310,425)	(1,104,110)	(1,504,209)	(1,318,457)	(1,814,634)	(5,338)	(7,062)
Fair value of plan assets	246,872	244,326	-	-	246,872	244,326	6,220	6,199
Total Net Liabilities	32,525	(66,099)	(1,104,110)	(1,504,209)	(1,071,585)	(1,570,308)	882	(863)

Reconciliation of present value of the scheme liabilities

	Group				PCC	
	Local Government Pension Scheme		Police Pension Schemes		Local Government Pension Scheme	
	2022/23	2021/22	2022/23	2021/22	2022/23	2021/22
	£000	£000	£000	£000	£000	£000
Opening Balance at 1 April	310,425	317,107	1,504,210	1,482,639	7,062	6,788
Current service cost	13,849	15,939	28,650	36,050	239	256
Interest cost	8,680	6,624	39,760	29,670	193	137
Contributions by scheme participants	2,055	1,928	6,670	6,490	43	47
Remeasurement (gains) and losses:						
- Actuarial (gains) / losses arising from changes in financial assumptions	(131,195)	(21,121)	(493,190)	(19,140)	(2,373)	(368)
- Actuarial (gains) / losses arising from changes in demographic assumption	(1,845)	364	(24,030)	-	(48)	(183)
- Other	17,115	(5,436)	83,435	8,858	325	526
Past service costs	201	-	-	-	-	-
Benefits paid	(4,938)	(4,980)	(41,395)	(40,358)	(103)	(141)
Closing Balance at 31 March	214,347	310,425	1,104,110	1,504,209	5,338	7,062

Reconciliation of fair value of scheme assets

	Group				PCC	
	Funded Assets Local Government Pension Scheme		Unfunded Assets Police Pension Schemes		Funded Assets Local Government Pension Scheme	
	2022/23	2021/22	2022/23	2021/22	2022/23	2021/22
	£000	£000	£000	£000	£000	£000
Opening fair value of scheme assets at 1 April	244,326	222,135	-	-	6,199	5,673
Interest income	6,763	4,581	-	-	168	114
Remeasurement gain / (loss):						
- the return on plan assets, excluding the amount included in the net interest expense	(8,028)	18,757	-	-	(200)	478
Other	(91)	(4,404)	-	-	4	(84)
Contributions from employer	6,785	6,309	34,725	33,868	109	112
Contributions from employees into the scheme	2,055	1,928	6,670	6,490	43	47
Benefits paid	(4,938)	(4,980)	(41,395)	(40,358)	(103)	(141)
Closing fair value of scheme assets at 31 March	246,872	244,326	-	-	6,220	6,199

The total net pensions liabilities of £1,072m represent the long run commitments in respect of retirement benefits and results in the balance sheet showing net overall liabilities of £1.013m. However, the financial position of the PCC remains sound as the liabilities will be spread over many years as follows:

- The net liability on the local government scheme will be covered by contributions over the remaining working life of employees, as assessed by the scheme actuary.
- The net costs of police pensions which are the responsibility of the PCC will be covered by provision in the revenue budget and any costs above that level will be funded by the Home Office, under the change which came into effect from April 2006.

Actuarial losses on scheme assets represent the difference between the actual and expected return on assets, actuarial gains on scheme liabilities arise from more favourable financial assumptions.

Suffolk County Council is required to have a funding strategy for elimination of deficits, under regulations effective from 1 April 2005. The strategy allows deficits to be cleared over periods up to 20 years.

Due to the effects of the March 2022 triennial revaluation of the LGPS, there has been a swing from the pension fund being in a net liability position to now being in a net asset position. The other experience on obligations includes an allowance for the pension increase order applied to the funded obligation at April 2023 being different to the pension increase assumption adopted in the Employer's Schedule of results at the start of the period. Within this other experience item, the funded obligations have increased by £16.8m for the Group and £0.3m for the PCC.

	Group				PCC			
	Fair Value of Scheme Assets				Fair Value of Scheme Assets			
	31 March 2023		31 March 2022		31 March 2023		31 March 2022	
	£000	%	£000	%	£000	%	£000	%
Cash and cash equivalents	3,297	1.34	2,526	1.03	83	1.34	64	1.03
Bonds - by sector								
- Corporate	51,291		51,897		1,292		1,317	
Sub total Bonds	51,291	20.78	51,897	21.24	1,292	20.78	1,317	21.24
Property - by type								
- UK property	19,603		20,746		494		526	
Sub total property	19,603	7.94	20,746	8.49	494	7.94	526	8.49
Private equity - all:	10,836	4.39	11,328	4.64	273	4.39	287	4.64
Other investment funds:								
- Equities	113,847		111,080		2,868		2,818	
- Bonds	7,309		9,508		184		241	
- Hedge funds	9,312		11,867		235		301	
- Infrastructure	24,337		18,342		613		465	
- Other	7,042		7,032		177		178	
Sub total other investment funds	161,846	65.56	157,828	64.60	4,078	65.56	4,004	64.60
Total Assets	246,872	100	244,326	100	6,220	100	6,199	100

The Police Pension Schemes have no assets to cover their liabilities, the Group's share of the assets in the Suffolk LGPS are valued at fair value, principally market value for investments and consist of the categories in the adjacent table.

Basis for estimating assets and liabilities

Liabilities have been assessed on an actuarial basis using the projected unit credit method, an estimate of the pensions that will be payable in future years dependent on assumptions about mortality rates, salary levels etc. Within the Police Schemes, the age profile of the active membership is not rising significantly, which means that the current service cost in future years will not rise significantly as a result of using the projected unit credit method.

The police schemes have been assessed by the Government Actuaries Department and the Suffolk LGPS liabilities have been assessed by Hymans Robertson, an independent firm of actuaries. The actuary has confirmed that for police staff, there is no reason to believe that the age profile is rising significantly. The main assumptions used in their calculations are shown below.

	Local Government Pension Scheme		Police Pension Schemes	
	2022/23	2021/22	2022/23	2021/22
Mortality assumptions:				
Longevity at 65 for current pensioners				
Men	22.1	21.9	21.9	22.1
Women	23.9	24.3	23.5	23.8
Longevity at 65 for future pensioners				
Men	23.1	22.9	23.5	23.8
Women	25.5	26.1	25.0	25.4
Rate of inflation (CPI)	3.95%	3.15%	2.60%	3.00%
Rate of increase in salaries	3.95%	3.85%	3.85%	4.75%
Rate of increase in pensions	2.95%	3.15%	2.60%	3.00%
Rate for discounting scheme liabilities	4.75%	2.75%	4.65%	2.65%
CARE revaluation rate	n/a	n/a	3.85%	2.65%

The estimation of the defined benefit obligations is sensitive to the actuarial assumptions set out in the table above. The sensitivity analyses below have been determined based on reasonably possible changes of the assumptions occurring at the end of the reporting period and assumes for each change that the assumption analysed changes while all others remain constant. The assumptions of longevity, for example, assume that the life expectancy increases or decreases for men and women. In practice, this is unlikely to occur and changes in some of the assumptions may be interrelated. The estimations in the sensitivity analyses have followed the accounting policies for the scheme, i.e. on an actuarial basis using the projected unit credit method. The methods and types of assumptions used in preparing the following sensitivity analyses did not change from those used in the previous period.

	Group				PCC	
	Local Government Pension Scheme		Police Pension Schemes		Local Government Pension Scheme	
	Approximate Increase to Employers Liability	Approximate Monetary Amount	Approximate Increase to Employers Liability	Approximate Monetary Amount	Approximate Increase to Employers Liability	Approximate Monetary Amount
	%	£000	%	£000	%	£000
0.5% (PPS), 0.1% (LGPS) decrease in real discount rate	2.0%	4,461	7.5%	84,000	2.0%	84
1 year increase in member life expectancy	4.0%	8,574	2.5%	28,000	4.0%	214
0.5% (PPS), 0.1% (LGPS) increase in the salary increase rate	0.0%	615	1.0%	10,000	0.0%	9
0.5% (PPS), 0.1% (LGPS) increase in the pension increase rate	1.5%	3,908	7.5%	84,000	1.0%	76

Unlawful discrimination

On 16 July 2020 HM Treasury published their [Public service pension schemes consultation: changes to the transitional arrangements to the 2015 Schemes](#), which contained the proposed remedy regarding the McCloud / Sargeant remedy.

On 4 Feb 2021 HM Treasury published their [response](#) to the consultation. This response confirmed: that the legacy schemes would be closed from 31 March 2022; a remedy would be introduced for the period 2015-2022 based on a deferred choice underpin basis; and, eligibility criteria for members to access the remedy.

On 19 July 2021 the [Public Service Pensions and Judicial Offices Act 2022](#) was taken to the House of Lords. This received royal assent on 10 March 2022 and the [Act](#) came into force from 1 April 2022. HMT directions to accompany the act were published on 14th December 2022.

The Act closed the legacy schemes from 31 March 2022 and brings the retrospective remedy into force by 1 October 2023.

It is now for the Home Office to consult on the secondary regulations to bring the policy determined by the act into force from 1 October 2023, this consultation opened on 28 February and closes on 23 May 2023.

Claimants have lodged claims for compensation under two active sets of litigation, Aarons & Ors and Penningtons.

Aarons & Ors

The Government Legal Department settled the injury to feelings claims for Aarons on behalf of Chief Officers without seeking any financial contributions. Pecuniary loss claims have been stayed until the remedy is brought into force from 1 October 2023. The settlement of the injury to feelings claims for Aarons sets a helpful precedent.

Therefore, no liability in respect of compensation claims is recognised in these accounts.

As at 31 March 2023, it is not possible to reliably estimate the extent or likelihood of these claims being successful, and therefore no liability in respect of compensation claims is recognised in these accounts.

Remedy

The [Public Service Pensions and Judicial Offices Act 2022](#) (PSPJOA 2022) legislates for how the government will remove the discrimination identified by the courts in the way that the 2015 reforms were introduced for some members.

The main elements of the Act are:

- Changes implemented across all the main public service pension schemes in response to the Court of Appeal judgment in the McCloud and Sargeant cases:
- Eligible members of the main unfunded pension schemes have a choice of the benefits they wish to take for the “remedy period” of April 2015 to 31 March 2022.
- From 1 April 2022, when the remedy period ended, all those in service in main unfunded schemes will be members of the reformed pension schemes, ensuring equal treatment from that point on.
- Ensures there are no reductions to member benefits as a result of the 2016 cost control valuations.

Impact on pension liability

Allowing for all eligible members to accrue benefits from their legacy scheme during the remedy period has led to an increase in the Police Pension Scheme liabilities.

The impact of an increase in scheme liabilities arising from McCloud / Sargeant judgement is measured through the pension valuation process, which determines employer and employee contribution rates. The next Police Pension valuation is due to be reported in 2023/24, although this timetable is subject to change.

The impact of an increase in annual pension payments arising from McCloud / Sargeant is determined through the Police Pension Fund Regulations 2007. These require a police authority to maintain a pension fund into which officer and employer contributions are paid and out of which pension payments to retired officers are made. If the police pension fund does not have sufficient funds to meet the cost of pensions in year, the amount required to meet the deficit is then paid by the Secretary of State to the police authority in the form of a central government top-up grant.

Valuations

Scheme liabilities will be measured through the pension valuation process, which determines employer and employee contribution rates. The last LGPS valuation took place in 2022 and the police pension valuation took place in 2020. Implementation of the latter valuation is planned for 2023/24 and forces will need to plan for the impact of this on employer contribution rates alongside other changes identified through the valuation process.

Impact on the Group’s Cashflow

The objectives of the LGPS scheme, as set out in the funding strategy statement, are to keep employers’ contributions at as constant a rate as possible. The county council has agreed a strategy with the scheme’s actuary to achieve a funding level of 100% over the next 20 years. The minimum employer contributions payable over the next year for the PCC for Suffolk Group is 20% (22.2% in 2022/23). The last triennial valuation was dated 31 March 2022.

Estimated employer’s contributions for 2023/24 amount to £6.253m on the LGPS and £33.140m on the Police schemes.

The weighted average duration of the defined benefit obligation for the LGPS is Group 21.0 years and PCC 16.0 years (Group 24.0 years, PCC 19.0 years, 2021/22) and for the Police schemes is 17.0 years (21.0 years, 2021/22).

17. Short Term Investments

Surplus cash is invested for periods of up to one year in accordance with the approved treasury management policy. At 31 March 2023 temporary lending comprised:

	31 March 2023 £000	31 March 2022 £000
Temporary cash deposits		
Banks	17,212	7,010
Building societies	-	1,001
Total temporary lending	17,212	8,011
Represented by:		
Short term investments	17,212	8,011

18. Debtors, Prepayments and Deferred Costs

	31 March 2023 £000	31 March 2022 £000
Short term debtors:		
Trade receivables	915	250
Prepayments & deferred costs	4,423	1,434
Accrued income	4,496	2,701
Debtors relating to local taxation	2,897	3,063
Other receivable amounts	3,636	3,912
Balance at 31 March	16,367	11,359
Long term debtors:		
Other receivable amounts	40	158

19. Cash and Cash Equivalents

	31 March 2023 £000	31 March 2022 £000
Imprest accounts	50	50
Bank current accounts	(933)	376
Instant access deposits with banks	5,038	7,503
Deposits with a maturity date of less than 3 months from acquisition	17	4,002
Balance at 31 March	4,172	11,931

The PCC holds £3.53m in trust under the proceeds of Crime Act 2002 (2021/22 £2.95m). This money was seized and banked under powers granted by the act and will be paid over to the Government on the conclusion of each successful prosecution. If defendants are found not guilty or no charges are made, the money is returned to the person(s) it was seized from.

As the account is not a resource controlled by the PCC and from which no future economic benefits will flow, it is excluded from the PCC's Balance Sheet.

20. Assets Held for Sale

	Current	
	31 March 2023 £000	31 March 2022 £000
Balance at 1 April	-	730
Assets classified as held for sale:		
Property, plant and equipment	-	(131)
Assets sold	-	(599)
Balance at 31 March	-	-

21. Creditors

	Group		PCC	
	31 March 2023	31 March 2022	31 March 2023	31 March 2022
	£000	£000	£000	£000
Short term creditors:				
Trade payables	1,921	1,775	1,921	1,775
Accruals & receipts in advance	9,159	7,915	9,159	7,915
Creditors relating to local taxation	2,033	1,784	2,033	1,784
Other payables	4,170	2,776	2,997	1,523
Balance at 31 March	17,283	14,251	16,111	12,997

22. Reconciliation of Revenue Cashflow

	Group		PCC	
	2021/22	2021/22	2022/23	2022/23
	£000	£000	£000	£000
Adjustment for non-cash or cash equivalent items				
within deficit on provision of services:				
	5,250	5,250	7,399	7,399
Depreciation and impairments	(63)	(63)	54	54
Profit and loss on disposal of fixed assets	43,526	167	42,866	155
Movements on pension liability	48,712	5,354	50,319	7,608
Increase / (decrease) in revenue creditors	(1,667)	(1,632)	1,573	1,654
Decrease / (increase) in revenue debtors	246	246	(5,145)	(5,145)
Decrease / (increase) in stocks	12	12	(19)	(19)
Increase / (decrease) in revenue provisions	278	278	935	935
	(1,131)	(1,096)	(2,655)	(2,575)
	47,581	4,258	47,664	5,034
The cash flows for operating activities include:				
	2,450	2,450	2,560	2,560
Interest paid and similar charges	(52)	(52)	(941)	(941)
Interest received				

23. Reconciliation of Liabilities Arising from Financing Activities

	1 April 2022	Financing cash flows	Other Non-cash changes	Acquisition	31 March 2023
	£000	£000	£000	£000	£000
Long term borrowings	6,359	(372)	(17)	-	5,970
Short term borrowings	494	-	10	-	504
On balance sheet PFI liabilities	21,006	(665)	-	-	20,340
Total liabilities from financing activities	27,858	(1,037)	(7)	-	26,814

24. Contingent Liabilities

MMI Ltd

The insurance company Municipal Mutual Insurance Limited (MMI) ceased trading in 1992 and ceased to write new or renew policies. Potentially claims can still be received as the company continues to settle outstanding liabilities. A scheme of arrangement is in place; however, this arrangement will not meet the full liability of all claims and a current levy of 25% will be chargeable in respect of successful claims on MMI's customers. There are currently no open claims against Suffolk Constabulary. As this point in time, it is not possible to calculate the full amount payable on future MMI claims.

Forensic Service Uncertainty

The validity of evidence provided by forensic testing companies to the police service is currently under investigation. It is reasonable to anticipate that some people may have been convicted of offences based on flawed data and that conviction will have had a significant impact on their personal circumstances. As a result, some kind of litigation is anticipated. At this point in time, it is not possible to assess the number of claims or the financial exposure arising from them.

Capped Overtime Claims

The organisation has a liability in respect of historic overtime claims, including Covert Human Intelligence Source (CHIS) handlers and other officers in analogous roles. Officers from Devon and Cornwall Police claimed successfully in the County Court (October 2013) that they were owed payments under Police Regulations 2003. Their claims were upheld at the Court of Appeal. The claims relate to a cap being placed on overtime claims by the Chief Constable. Overtime caps were generally applied across the police service for CHIS handlers and other similar roles. Most known claims have now been settled, there remains one outstanding claim for which a provision has been made in the Statement of Accounts. However, as with other forces, Suffolk Constabulary may receive further claims from officers working in non-handler and undercover roles, but it is anticipated that the number would be small

as most known claims have now been litigated and the claims are now historic following a change in working practices to the payment of overtime to officers in covert roles. The potential number of claims or an estimate of their value has yet to be made. Many claims cover the period when the units were under joint collaborative control with Norfolk Constabulary, therefore where applicable any settlements will be shared in the appropriate cost sharing ratio.

Overtime claims relating to ERSOU officers are currently being assessed, it is unclear whether Suffolk Constabulary will be liable to a proportion of the claims associated with ERSOU officers employed by other forces, a regional agreement has yet to be confirmed.

In addition to this Suffolk Constabulary may also be liable to a share of the settlement and legal costs arising from national lead claims associated with national undercover and covert roles and the settlement of similar non-lead claims. It is estimated that the Suffolk liability for the costs sharing for the CHIS handler lead claims will be £14,256. At this point in time, it is not possible to estimate the probability of settlement or amount of these potential liabilities for the UC / cover officer lead or non-lead claims nationally.

Data Breaches

During 2022/23 the Constabulary became aware of significant data breaches. It is not currently possible to estimate the number of claims the Constabulary will receive arising from the breaches or the total cost exposure associated with it. However, with the exception of the self-insured retention, it is expected that liability claims made against the Constabulary will be covered by the Constabulary's Liability Insurance Policy. Breach response costs will largely be covered by the Constabulary's Cyber Policy. Provisions have been made in the accounts for claims received before the financial year end.

25. Provisions

Insurance

The PCC self-insures a number of risks up to a predetermined limit with insurance only being bought externally to cover losses beyond this. This provision is in place to finance any liabilities or losses that are likely to be incurred but uncertain as to the amounts or the dates on which they will arise.

	Balance 1 April 2022 £000	Charge in year £000	Paid in year £000	Balance 31 March 2023 £000
Insurance claims	1,148	1,414	(505)	2,056
Exit packages	-	391	(353)	38
Other revenue provisions	85	(11)	(1)	73
Total	1,232	1,794	(859)	2,168

26. Leases

All significant leases have been assessed to identify the appropriate lease category.

Operating Lease as Lessee:

The PCC has a number of properties and some equipment on short term lease arrangements which have been accounted for as operating leases. The future minimum lease payments due under non-cancellable leases in future years are:

	31 March 2023 £000	31 March 2022 £000
Not later than one year	363	293
Later than one year but not later than five years	321	498
Later than five years	-	-
	685	791

The amount charged to the service lines in respect of operating leases amounts to:

	2022/23 £000	2021/22 £000
Minimum lease payments	376	319
Contingent rents	29	28
	405	347

Finance Lease as Lessee:

In 2021/22, the PCC entered into a lease for part of the Mildenhall Hub. This is a shared site which has been developed as part of the government's One Public Estate Programme. The PCC has contributed to the development costs of the site, and this contribution has been capitalised as a de facto asset. The net book value of the asset is £702k (£626k 2021/22). Rights of shared access, parking and services are granted under a lease. As the capital contribution is not repayable, this is treated as a finance lease, however the lease charge is a peppercorn.

27. Unusable Reserves

The Collection Fund Adjustment Account manages the differences arising from the recognition of council tax income in the CIES as it falls due from council tax payers compared with the statutory arrangements for paying across amounts to the General Fund from the Collection Fund.

The Accumulated Absences Account absorbs the differences that would otherwise arise on the General Fund balance from accruing for compensated absences earned but not taken in the year, e.g. annual leave entitlement. Statutory arrangements require that the impact on the General Fund is neutralised by transfers to and from the account.

The Revaluation Reserve shows the net accumulated unrealised gains on non-current assets arising from increases in value, as a result of inflation or other factors. The reserve is debited to reflect: the revaluation element of the depreciation charge, revaluation losses or impairments against previous revaluation gains and when assets with accumulated revaluation gains are disposed of. Any balance remaining in the reserve, relating to an asset that has been disposed of, is removed from the reserve by way of a transfer to the Capital Adjustment Account.

The Capital Adjustment Account accumulates the resources that have been set aside to finance capital expenditure. The consumption of the historical cost by way of depreciation, impairment and disposal is removed from the account throughout the asset's useful life. The balance on this account therefore represents timing differences between financing and consumption of non-current assets.

The Pensions Reserve absorbs the timing differences arising from the different arrangements for accounting for post-employment benefits and for funding benefits in accordance with statutory provision. The Group accounts for post-employment benefits in the CIES as the benefits are earned by employees accruing years of service, updating the liabilities recognised to reflect benefits earned to be financed as the Group makes employer's contributions to pension funds or eventually pays for any pensions for which it is directly responsible. The debit balance on the reserve therefore shows a substantial shortfall in the benefits earned by past and current employees and the resources set aside to meet them. The statutory arrangements

will ensure that the funding will have been set aside by the time the benefits come to be paid.

Movements in unusable reserves are summarised in the Movement in Reserves Statement and are shown in detail below:

Group:

	Pension Reserves £000	Reval- -uation Reserve £000	Capital Adj' Account £000	Collection Fund Adj' Account £000	Deferred Capital Receipts £000	Comp' Absences Account £000	Total Unusable Reserves £000
Year Ended 31 March 2023							
Balance at 1 April 2022	(1,570,308)	16,707	9,266	1,279	357	(1,253)	(1,543,953)
Other comprehensive income and expenditure	541,591	7,987	-	-	-	-	549,578
Total comprehensive income and expenditure	541,591	7,987	-	-	-	-	549,578
Amortisation of intangible assets	-	-	(664)	-	-	-	(664)
Depreciation on property, plant and equipment	-	(755)	(4,144)	-	-	-	(4,900)
Revaluation losses on property, plant and equipment	-	-	(1,835)	-	-	-	(1,835)
Application of capital grants from unapplied account	-	-	73	-	-	-	73
Net gain or loss on the sale of non-current assets	-	-	(118)	-	-	-	(118)
Transfer from Deferred Capital Receipts Reserve upon receipt of cash	-	-	-	-	(198)	-	(198)
Difference between IAS 19 pension costs and those calculated in accordance with statutory requirements	(60,783)	-	-	-	-	-	(60,783)
Movement on the Collection Fund Adjustment Account	-	-	-	(415)	-	-	(415)
Capital expenditure charged to the General Fund Balance	-	-	4,826	-	-	-	4,826
Statutory provision for the repayment of debt	-	-	1,028	-	-	-	1,028
Contribution to the Police Pension Fund	17,918	-	-	-	-	-	17,918
Movement on the Compensated Absences Account	-	-	-	-	-	80	80
Use of capital receipts to fund asset purchases	-	-	63	-	-	-	63
Adjustments between accounting basis and funding basis under regulations	(42,866)	(755)	(770)	(415)	(198)	80	(44,924)
Increase / (decrease) in year	498,725	7,231	(770)	(415)	(198)	80	504,653
Balance at 31 March 2023	(1,071,583)	23,938	8,496	864	159	(1,173)	(1,039,299)

	Pension Reserves £000	Reval- -uation Reserve £000	Capital Adj' Account £000	Collection Fund Adj' Account £000	Deferred Capital Receipts £000	Comp' Absences Account £000	Total Unusable Reserves £000
Year Ended 31 March 2022							
Balance at 1 April 2021	(1,577,607)	14,304	9,938	(607)	555	(1,288)	(1,554,710)
Other comprehensive income and expenditure	50,828	3,104	-	-	-	-	53,932
Total comprehensive income and expenditure	50,828	3,104	-	-	-	-	53,932
Amortisation of intangible assets	-	-	(719)	-	-	-	(719)
Depreciation on property, plant and equipment	-	(561)	(4,109)	-	-	-	(4,670)
Revaluation losses on property, plant and equipment	-	-	139	-	-	-	139
Application of capital grants from unapplied account	-	-	138	-	-	-	138
Net gain or loss on the sale of non-current assets	-	(140)	(604)	-	-	-	(744)
Transfer from Deferred Capital Receipts Reserve upon receipt of cash	-	-	-	-	(198)	-	(198)
Difference between IAS 19 pension costs and those calculated in accordance with statutory requirements	(61,574)	-	-	-	-	-	(61,574)
Movement on the Collection Fund Adjustment Account	-	-	-	1,886	-	-	1,886
Capital expenditure charged to the General Fund Balance	-	-	3,677	-	-	-	3,677
Statutory provision for the repayment of debt	-	-	807	-	-	-	807
Contribution to the Police Pension Fund	18,048	-	-	-	-	-	18,048
Movement on the Compensated Absences Account	-	-	-	-	-	35	35
Use of capital receipts to fund asset purchases	-	-	-	-	-	-	-
Adjustments between accounting basis and funding basis under regulations	(43,526)	(701)	(671)	1,886	(198)	35	(43,175)
Increase / (decrease) in year	7,302	2,403	(671)	1,886	(198)	35	10,756
Balance at 31 March 2022	(1,570,308)	16,707	9,266	1,279	357	(1,253)	(1,543,953)

PCC:

	Pension Reserves	Revaluation Reserve	Capital Adj' Account	Collection Fund Adj' Account	Deferred Capital Receipts	Total Unusable Reserves
	£000	£000	£000	£000	£000	£000
Year Ended 31 March 2023						
Balance at 1 April 2022	(864)	16,707	9,266	1,279	357	26,744
Other comprehensive income and expenditure	1,900	7,987	-	-	-	9,887
Total comprehensive income and expenditure	1,900	7,987	-	-	-	9,887
Amortisation of intangible assets	-	-	(664)	-	-	(664)
Depreciation on property, plant and equipment	-	(755)	(4,144)	-	-	(4,900)
Revaluation losses on property, plant and equipment	-	-	(1,835)	-	-	(1,835)
Application of capital grants from unapplied account	-	-	73	-	-	73
Net gain or loss on the sale of non-current assets	-	-	(118)	-	-	(118)
Transfer from Deferred Capital Receipts Reserve upon receipt of cash	-	-	-	-	(198)	(198)
Difference between IAS 19 pension costs and those calculated in accordance with statutory requirements	(155)	-	-	-	-	(155)
Movement on the Collection Fund Adjustment Account	-	-	-	(415)	-	(415)
Capital expenditure charged to the General Fund Balance	-	-	4,826	-	-	4,826
Statutory provision for the repayment of debt	-	-	1,028	-	-	1,028
Use of capital receipts to fund asset purchases	-	-	63	-	-	63
Adjustments between accounting basis and funding basis under regulations	(155)	(755)	(770)	(415)	(198)	(2,293)
Increase / (decrease) in year	1,745	7,231	(770)	(415)	(198)	7,593
Balance at 31 March 2023	881	23,938	8,496	864	159	34,338

	Pension Reserves £000	Reval- -uation Reserve £000	Capital Adj' Account £000	Collection Fund Adj' Account £000	Deferred Capital Receipts £000	Total Unusable Reserves £000
Year Ended 31 March 2022						
Balance at 1 April 2021	(1,115)	14,304	9,938	(607)	555	23,074
Other comprehensive income and expenditure	419	3,104	-	-	-	3,523
Total comprehensive income and expenditure	419	3,104	-	-	-	3,523
Amortisation of intangible assets	-	-	(719)	-	-	(719)
Depreciation on property, plant and equipment	-	(561)	(4,109)	-	-	(4,670)
Revaluation losses on property, plant and equipment	-	-	139	-	-	139
Application of capital grants from unapplied account	-	-	138	-	-	138
Net gain or loss on the sale of non-current assets	-	(140)	(604)	-	-	(744)
Transfer from Deferred Capital Receipts Reserve upon receipt of cash	-	-	-	-	(198)	(198)
Difference between IAS 19 pension costs and those calculated in accordance with statutory requirements	(167)	-	-	-	-	(167)
Movement on the Collection Fund Adjustment Account	-	-	-	1,886	-	1,886
Capital expenditure charged to the General Fund Balance	-	-	3,677	-	-	3,677
Statutory provision for the repayment of debt	-	-	807	-	-	807
Use of capital receipts to fund asset purchases	-	-	-	-	-	-
Adjustments between accounting basis and funding basis under regulations	(167)	(701)	(671)	1,886	(198)	148
Increase / (decrease) in year	252	2,403	(671)	1,886	(198)	3,671
Balance at 31 March 2022	(864)	16,707	9,266	1,279	357	26,744

28. Earmarked Balances within the General Fund

The movements in earmarked balances in 2022/23 are analysed as follows:

		Balance				Balance
		1 April	Received	Applied	Reallocated	31 March
	Note	2022				2023
		£000	£000	£000	£000	£000
Revenue reserves:						
Budget	(a)	7,398	1,636	-	-	9,034
Change	(b)	1,517	-	(120)	-	1,397
Capital Financing & Efficiency Investment	(c)	5,389	1,453	-	-	6,842
Specified Purposes Fund	(d)	418	117	(204)	-	332
Crime & Disorder	(e)	460	62	-	-	522
PCC	(f)	678	75	-	-	753
Safety Camera	(g)	420	134	(236)	-	318
Regional Partnership	(h)	79	14	(5)	-	89
Total		16,359	3,492	(564)	-	19,287
General Reserve		4,300	200	-	-	4,500

(a) Budget Reserve

This reserve is being held as a contingency against future demand led pressures and would also act as a contingency to increases of assessed insurance liabilities in excess of insurance budgets and provisions.

(b) Change Reserve

This reserve is used to fund the cost of change and / or to pump prime invest-to-save activities.

(c) Capital Financing & Efficiency Investment Reserve

This reserve is used to fund the short-life asset element of the Capital Programme when the amount required for investing / refreshing in modernising technologies exceeds budget available for this purpose.

(d) Specified Purposes Fund

This fund relates to funds allocated for specific purposes including partnership funding.

(e) Crime and Disorder Reserve

This reserve is made up from underspends against the PCC's commissioning budget which have been earmarked to fund future commissioning initiatives.

(f) PCC Reserve

This reserve is made up from previous underspends against the budget for the Office of the Police and Crime Commissioner.

(g) Safety Camera Reserve

This reserve is made up of prior years' underspends against the approved annual budget. The use is reviewed and agreed at the Driver Offender Retraining Governance Board (DORG).

(h) Regional Partnership Reserve

This reserve holds ring-fenced funds in relation to regional activity.

Further detail relating to the use of Earmarked Reserves can be found in the Reserves Strategy (Appendix F in the MTFP)¹

¹ <https://suffolk-pcc.gov.uk/wp-content/uploads/2021/01/Appendix-Suffolk-Constabulary-MTFP-2021-22-to-2024-25.pdf>

29. Financial Instruments

The following categories of financial instrument are carried in the Balance Sheet:

	Current				Long Term				Total	
	Investments		Other assets		Investments		Other assets		31 March	
	31 March		31 March		31 March		31 March		31 March	
	2023	2022	2023	2022	2023	2022	2023	2022	2023	2022
£000	£000	£000	£000	£000	£000	£000	£000	£000	£000	
Financial Assets										
Amortised costs	17,229	12,013	10,067	11,450	-	-	40	158	27,335	23,621
Total Financial Assets	17,229	12,013	10,067	11,450	-	-	40	158	27,335	23,621
Non financial assets	-	-	10,604	7,967	-	-	-	-	10,604	7,967
Total Assets	17,229	12,013	20,670	19,417	-	-	40	158	37,939	31,588

	Current				Long Term				Total	
	Borrowings		Other liabilities		Borrowings		Other liabilities		31 March	
	31 March		31 March		31 March		31 March		31 March	
	2023	2022	2023	2022	2023	2022	2023	2022	2023	2022
£000	£000	£000	£000	£000	£000	£000	£000	£000	£000	
Financial Liabilities										
Amortised costs	504	494	9,749	7,871	5,970	6,359	1,071,601	1,570,330	1,087,825	1,585,054
Total Financial Liabilities	504	494	9,749	7,871	5,970	6,359	1,071,601	1,570,330	1,087,825	1,585,054
Non financial liabilities	-	-	10,410	8,277	-	-	19,632	20,340	30,042	28,618
Total Liabilities	504	494	20,160	16,148	5,970	6,359	1,091,233	1,590,670	1,117,867	1,613,671

The Police and Crime Commissioner for Suffolk does not hold any other category of financial asset or liability and during the year, there were no instances of:

- De-recognition of financial instruments
- Unusual movements to be disclosed
- Allowance for credit losses
- Unusual movements to be disclosed

The gains and losses recognised in the CIES are shown in the table below:

2021/22 Surplus or Deficit on the Provision of Services £000	2022/23 Surplus or Deficit on the Provision of Services £000
Net (gains) / losses on:	
1	2
1 Total net (gains) / losses	
Interest revenue:	
(36)	(690)
(36) Total interest revenue	
2,444 Interest expense	
2,553	

All financial liabilities and financial assets held by the PCC are classified as loans and receivables and long term debtors and creditors and are carried in the balance sheet at amortised cost. Their fair value can be assessed by calculating the present value of the cash flows that will take place over the remaining term of the instruments, using the following assumptions.

- For PWLB loans, the cash flows are discounted using the premature repayment rates applicable at the year-end equivalent loans
- No early repayment or impairment is recognised
- Where an instrument will mature in the next 12 months, the carrying amount is assumed to be approximate to fair value
- The fair value of trade and other receivables is taken to be the invoiced or billed amount. The fair values of financial instruments that differ from the carrying amount are summarised below:

	31 March 2023		31 March 2022	
	Carrying Amount £000	Fair Value £000	Carrying Amount £000	Fair Value £000
Financial liabilities				
PWLB loan	6,474	6,916	6,853	8,286
	6,474	6,916	6,853	8,286

Fair values of short term trade payables and receivables, cash and cash equivalents are assumed to equal the book values and are therefore not included in the table above. These are exempt from IFRS13.

Assets and liabilities are measured at fair value using the IFRS13 Fair Value market approach which uses prices and other relevant information (inputs) generated by market transactions involving similar assets or liabilities. The IFRS on Fair Value includes a fair value hierarchy that categorises the inputs to valuation techniques used to measure fair value into three input levels as follows:

- Level 1 Inputs – quoted prices (unadjusted) in active markets for identical assets or liabilities that the authority can access at the measurement date.
- Level 2 Inputs – inputs other than quoted prices included within Level 1 that are observable for the asset or liability, either directly or indirectly.
- Level 3 Inputs – unobservable inputs for the asset or liability.

We have therefore categorised the valuations of all financial assets and liabilities as Level 2 input in the IFRS 13 fair value hierarchy, there has been no movement between the levels within this and the prior financial year.

The PCC's activities expose it to a variety of financial risks:

- Credit risk – the possibility that other parties might fail to pay amounts due to the PCC
- Liquidity risk – the possibility that the PCC might not have funds available to meet its commitments to make payments
- Refinancing and Maturity risk – the possibility that the PCC might be requiring to renew a financial instrument on maturity at disadvantageous interest rates or terms

- Market risk – the possibility that financial loss might arise for the PCC as a result of changes in such measures as interest rates and stock market movements.

The PCC's overall risk management programme focuses on the unpredictability of financial markets and seeks to minimise potential adverse effects on the resources available to fund services. Risk management is carried out by a central treasury team, under policies approved by the PCC in the Annual Investment and Treasury Management Strategy². The PCC provides written principles for overall risk management, as well as written policies covering specific areas, such as credit risk and the investment of surplus cash.

Credit risk

Credit risk arises from deposits with banks and financial institutions, as well as credit exposures to the PCC's customers. This risk is minimised through the Annual Investment and Treasury Management Strategy, which requires that counterparties meet the minimum credit ratings from three major credit rating agencies. In 2022/23, the PCC has a policy not to lend any more than £10m to any individual financial institution, authority or banking group except under exceptional circumstances, when a temporary arrangement is approved. This policy is outlined on page 33-34.

Recent experience has shown that it is rare for its investment counterparties to be unable to meet their commitments therefore, although a risk of non-recoverability applies to all of the PCC's deposits, there was no evidence at the 31 March 2023 that this was likely to crystallise.

Of the £915k outstanding from customers, £35k was past its due date for payment at the year-end. The past due amount can be analysed by age as follows:

	Amount Past Due 31.3.23 £000	Amount Past Due 31.3.22 £000
Less than three months	12	2
Three to six months	2	0
Six months to one year	15	7
More than one year	6	3
	36	11

Liquidity risk

The PCC has a comprehensive cash flow management system that seeks to ensure that cash is available as needed. If unexpected movements happen the PCC has ready access to borrowings from the money markets and the Public Works Loan Board (PWLb). As the PCC is required to provide a balanced budget which ensures sufficient monies are raised to cover annual expenditure, there is no significant risk that it will be unable to raise finance to meet its commitments under financial instruments. The PCC has one loan with the PWLB that was taken out for £10m in 2010/11, it is being paid off in half year instalments. The loan is due to mature in 2035/36. All trade and other payables are due to be paid in less than one year.

Refinancing and Maturity risk

The PCC maintains its debt and investment portfolio in line with the Annual Investment and Treasury Management Strategy. Whilst the cash flow procedures above are considered against the refinancing risk procedures, longer-term risk to the PCC relates to managing the exposure to replacing financial instruments as they mature. This risk relates to both the maturing of longer term financial liabilities and longer term financial assets.

The approved treasury indicator limits for the maturity structure of debt and the limits placed on investments placed for greater than one year in duration are the key parameters used to address this risk. The PCC approved Annual Investment and Treasury Management Strategy addresses the main risks and the treasury

² [Annual Investment and Treasury Management Strategy](#)

The Police and Crime Commissioner for Suffolk management function addresses the operational risks within the approved parameters.

The PCC's financial assets held on the balance sheet all mature within one year with the exception of the long-term debtor in relation to NPAS. Refer to Note 10 for more detail.

Market risk – Interest risk

The PCC has no significant exposure to market risk from investments. Investments are normally by way of term deposits placed at a fixed rate for a fixed period, therefore there is a risk that the market rate can change, which would lead to an impact on the fair value of the investment. However, investments are mostly placed for periods not exceeding three months, therefore the exposure to market risk is regarded as negligible.

The PCC mitigates its exposure to market risk in regards to interest expense by fixing the interest rate payable for the duration of its loans. The risk is therefore shifted to the risk on the movement of fair value that would arise when prevailing rates differ from contract rate payable. However, borrowings are not carried at fair value, so nominal gains or losses on fixed rate borrowing do not impact on the CIES.

A 1% increase in interest rates would only have a material effect on the fair value of borrowings. It would reduce the value by £370k.

The PCC does not invest in equity shares nor in financial assets or liabilities denominated in foreign currencies and therefore has no exposure to price risk or exchange risk.

30. Going Concern

The Police Reform and Social Responsibility Act 2011 sets out in statute the creation of the Police and Crime Commissioners and the financial responsibility they have. The concept of a going concern assumes that the functions of the Police and Crime Commissioner and the Constabulary will continue in operational existence for the foreseeable future. The provisions in the CIPFA Code of Practice on Local Authority Accounting in the UK 2020/21 in respect of going concern reporting requirements reflect the economic and statutory environment in which police forces operate. These provisions confirm that, as the Office of the Police and Crime Commissioner and the Constabulary cannot be created or dissolved without statutory prescription, they must prepare their financial statements on a going concern basis of accounting.

PCCs and Chief Constables carry out functions essential to the local community and are themselves revenue-raising bodies (with limits on their revenue-raising powers arising only at the discretion of central government). If a police force were in financial difficulty, the prospect is that alternative arrangements would be made by central government either for the continuation of the functions it provides or for assistance with the recovery of a deficit over more than one financial year. As a result of this, it would not be appropriate for the financial statements to be prepared on anything other than a going concern basis. Accounts drawn up under the Code therefore assume that a police force will continue to operate for the foreseeable future.

The PCC has increased the General Reserve by £0.2m to £4.5m, has a Budget Support Reserve of £9.0m and a Change Reserve of £1.4m that could be used to manage the financial risks of major incidents. However, despite high levels of inflationary pressures across a number of services, the Group recorded an outturn underspend of £0.676m.

A high-level scenario planning exercise has been completed and compared against our current MTFP assumptions. The budget gap for 2024/25 ranges between reasonable pragmatic case of £0.8m to a worst case of £3.4m given a range of assumptions on government funding, precept decisions, tax base reductions and collection fund deficits. The guidelines to Heads of Department in regard of the

Strategic and Financial Planning process (using Outcome Based Budgeting principles) have considered the scenario plans. The Constabulary has a proven track record on delivery required savings in order to balance the budget.

Taking a worst-case funding scenario, and a worst-case assumption that no savings are identified through the Constabulary's budget setting process, general fund balances including earmarked reserves as at 31 March 2024 would reduce to approximately £19.3m. This remains significantly above the minimum general fund balance set by the PCC CFO of £4.6m.

Taking into account the availability of usable reserves, the capacity to finance the current gap between external borrowing and the capital financing requirement and the ability to borrow on a short-term basis to prudently fund any temporary shortfall of cash; the PCC is able to demonstrate that he has sufficiently liquid resources until 12 months from the authorisation of the financial statements to meet all liabilities as they fall due.

The PCC's reserves remain sufficiently healthy to absorb funding pressures and remain able to meet its financial obligations as and when they fall due. Therefore, following our review of the financial impact of Covid-19 on current and future finances, it has been concluded that there is no material uncertainty relating to going concern.

31. Events after the Reporting Period

Events after the reporting period have been considered for the period from the year end to the date the accounts were authorised for issue on 2023. At the time of issue there were no adjusting or non-adjusting subsequent events that required disclosure.

32. Capital Commitments

Significant commitments under capital contracts as at 31 March 2023 are analysed as follows:

31 March 2022 £000	31 March 2023 £000
785 Vehicles	783
7 Estates strategy	38
42 Other	33
50 CCR telephony	24
53 ANPR Cameras	-
937 Total committed	877

Police Pension Fund Accounting Statements

Fund Account

2021/22 £000		2022/23 £000
	Contributions receivable	
	Employer	
14,546	Normal	15,222
247	Early retirements	296
14,793		15,518
	Members	
6,271	Normal	6,568
6,271		6,568
	Transfers in	
301	Individual transfers in from other schemes	213
301		213
	Benefits payable	
(32,565)	Pensions	(34,136)
(6,568)	Commutations and lump sum retirement benefits	(5,861)
(65)	Other	(147)
(39,197)		(40,144)
(84)	Refunds on contributions	(72)
(133)	Individual transfers out to other schemes	-
(217)		(72)
(18,048)	Net amount payable for the year before contribution from the Police General Fund	(17,918)
18,048	Contribution from the Police General Fund	17,918
-	Net balance receivable for the year	-

No assets are held by the pension fund and no amounts were owed to or from it as at 31 March 2023 (31 March 2022 £nil).

The actuarial valuation has set the employer contribution rate for all three police pension schemes from 1 April 2019 at 31% of pensionable pay. A pensions top-up grant from the Home Office is received which funds contributions to a level of 21.3% and in 2022/23 a specific grant of £1.2m was received to part fund the cost of the recent change in contribution rates. The Constabulary funds the resulting balance.

Glossary of terms

For the purposes of the statement of accounts the following definitions have been adopted:

Accruals basis

The concept that income and expenditure are recognised as they are earned or incurred, not as money is received or paid.

Actual return on plan assets

The difference between the fair value of plan assets at the end of the period and the fair value at the beginning of the period, adjusted for contributions and payments of benefits.

Actuarial gains and losses

For a defined benefit pension scheme, the changes in actuarial deficits or surpluses that arise because:

- a) Events have not coincided with the actuarial assumptions made for the last valuations (experience gains and losses) or
- b) The actuarial assumptions have changed

Capital expenditure

Expenditure on the acquisition of a non-current asset; or expenditure which adds to – rather than merely maintains – the value of an existing non-current asset.

Capital Receipt

Income derived from the sale or disposal of a non-current asset.

CIPFA

The Chartered Institute of Public Finance and Accountancy.

Contingent liability

A contingent liability is either:

- a) A possible obligation arising from past events; it may be confirmed only if particular events happen in the future that are not wholly within the Constabulary's control; or
- b) A present obligation arising from past events, where economic transactions are unlikely to be involved or the amount of the obligation cannot be measured with sufficient reliability.

Current Service Costs

The increase in pension liabilities as a result of years of service earned this year.

Defined benefit scheme

A pension or other retirement benefit scheme other than a defined contribution scheme. Usually, the scheme rules define the benefits independently of the contributions payable and the benefits are not directly related to the investments of the scheme. The scheme may be funded or unfunded (including notionally funded).

DLUHC

Department for Levelling Up, Housing and Communities.

Depreciation

The measure of the wearing out, consumption, or other reduction in the useful economic life of a non-current asset, whether arising from use, passage of time or obsolescence through technological or other changes.

Government grants

Part of the cost of service is paid for by central government from its own tax income. Specific grants are paid by the Home Office to the Group towards both revenue and capital expenditure.

Group

The term Group refers to the Police and Crime Commissioner (PCC) for Suffolk and the Chief Constable (CC) for Suffolk.

Impairment

A reduction in the value of a non-current asset below its carrying amount on the balance sheet.

Intangible non-current assets

Intangible assets are non-financial non-current assets that do not have physical substance, but are identifiable and are controlled by the PCC through custody or legal rights.

Net book value

The amount at which non-current assets are included in the balance sheet, meaning their historical cost or current value less the cumulative amounts allowed for depreciation.

Net realisable value

The open-market value of the asset in its existing use (or open-market value in the case of non-operational assets), less the expenses to be incurred in realising the asset.

Non-current assets

Tangible and intangible assets that yield benefits to the PCC and the services it provides for more than one year.

Outturn

The actual amount spent in the financial year.

Operational assets

Non-current assets held and occupied, used or consumed by the PCC in the direct delivery of services for which it has a statutory or discretionary responsibility.

Past Service Costs

The increase in pension liabilities as a result of a scheme amendment or curtailment whose effect relates to year of service earned in earlier years.

PCC

References to PCC within these Financial Statements relate to the entity of the Police and Crime Commissioner for Suffolk unless otherwise stated.

Pension Strain

Occurs when there is a clear shortfall in the assumed level of funding needed to provide a particular pension benefit, often occurring when a member draws their benefits earlier than expected i.e. due to redundancy.

Projected Unit Credit Method

An accrued benefits valuation method in which the scheme liabilities make allowance for projected earnings.

An accrued benefits valuation method is a valuation method in which the scheme liabilities at the valuation date relate to:

- a) The benefits for pensioners and deferred pensioners (i.e. individuals who have ceased to be active members but are entitled to benefits payable at a later date) and their dependants, allowing where appropriate for future increases, and
- b) The accrued benefits for members in service on the valuation date.

The accrued benefits are the benefits for service up to a given point in time, whether vested rights or not. Guidance on the projected unit credit method is given in the Guidance Note GN26 issued by the Faculty and Institute of Actuaries.

Precept

The proportion of the budget raised from council tax.

Provision

Amount set aside to provide for a liability which is likely to be incurred, but the exact amount and the date on which it will arise is uncertain.

PWLB

The Public Works Loan Board (PWLB) is a statutory body operating within the United Kingdom Debt Management Office, an Executive Agency of HM Treasury. PWLB's function is to lend money from the National Loans Fund to local authorities and other prescribed bodies and to collect the repayments.

Related parties

Two or more parties are related parties when at any time during the financial period:

- a) One party has direct or indirect control of the other party; or
- b) The parties are subject to common control from the same source; or

- c) One party has influence over the financial and operational policies of the other party so that the other party might not always feel free to pursue its own separate interests; or
- d) The parties, in entering a transaction, are subject to influence from the same source to such an extent that one of the parties to the transaction has subordinated its own separate interests.

Retirement Benefits

All forms of consideration given by an employer in exchange for services rendered by employees that are payable after the completion of employment. Retirement benefits do not include termination benefits payable as a result of either (i) an employer's decision to terminate an employee's employment before the normal retirement date or (ii) an employee's decision to accept voluntary redundancy in exchange for those benefits, because these are not given in exchange for services rendered by employees.

Scheme Liabilities

The liabilities of a defined benefit scheme for outgoings due after the valuation date. Scheme liabilities measured using the projected unit credit method reflect the benefits that the employer is committed to provide for service up to the valuation date.

Settlement

An irrevocable action that relieves the employer (or the defined benefit scheme) of the primary responsibility for a pension obligation and eliminates significant risks relating to the obligation and the assets used to effect the settlement. Settlements include:

- a) a lump-sum cash payment to scheme members in exchange for their rights to receive specified pension benefits;
- b) the purchase of an irrevocable annuity contract sufficient to cover vested benefits; and
- c) the transfer of scheme assets and liabilities relating to a group of employees leaving the scheme.

Useful life

The period over which the PCC will derive benefits from the use of a non-current asset.

Vested Rights

In relation to a defined benefit scheme, these are:

- a) for active members, benefits which they would unconditionally be entitled to on leaving the scheme;
- b) for deferred pensioners, their preserved benefits;
- c) for pensioners, pensions to which they are entitled.

Vested rights include where appropriate the related benefits for spouses or other dependants.